

**COMPOSITE REGIONAL CENTRE FOR SKILL
DEVELOPMENT, REHABILITATION & EMPOWERMENT OF
PERSONS WITH DISABILITIES,
(CRC) - Andaman & Nicobar Islands**

(Under the Administrative Control of NIEPMD (Divyangjan), Chennai: NAAC Accredited; ISO 9001:2015 Certified)

Department of Empowerment of Persons with Disabilities (Divyangjan)

Ministry of Social Justice & Empowerment, Govt. of India

Brookshabad, Port Blair, South Andaman – 744112



**Consolidated Report for the month of
February-2022**

BENEFICIARIES DETAILED SERVICES

Table 1: DETAILS OF TOTAL REGISTERED CLIENTS (NEW CASE) FOR THE MONTH OF February 2022

Departments / Units	New		
	Male	Female	Total
Registered Clients	02	01	03

Table 2: DETAILS OF BENEFICIARIES REGISTRATION (NEW CASE & FOLLOW UP) FOR THE MONTH OF February 2022

Departments / Units	New			Follow up		
	Male	Female	Total	Male	Female	Total
Service Registration	29	7	36	648	160	808

Table 3: DETAILS OF SUPPROTING SERVICE FOR THE MONTH OF February 2022

Departments / Units	Supportive Services		
	Male	Female	Total
Service Registration	114	69	183

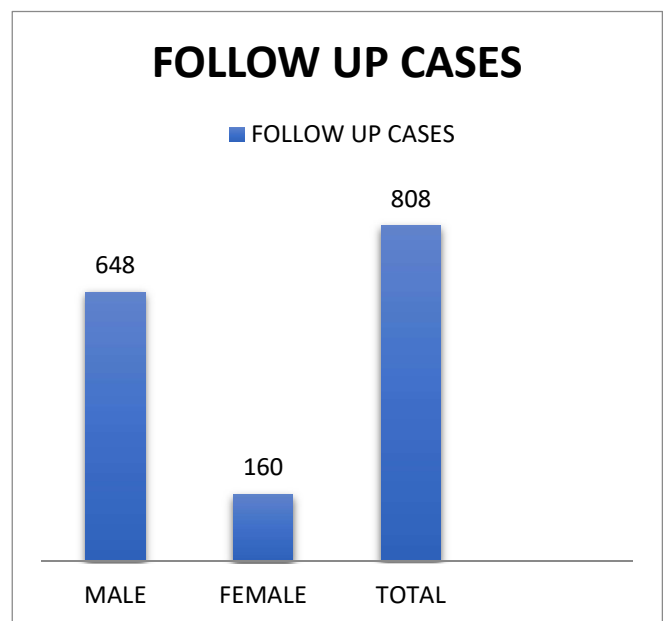


Table 4: DETAILS OF BENEFICIARIES SERVICES OF EACH DEPARTMENT FOR THE MONTH OF February 2022

Departments / Units	New			Follow up			Supportive Services		
	Male	Female	Total	Male	Female	Total	Male	Female	Total
Clinical Psychology	2	0	2	47	14	61	0	0	0
Special Education	2	1	3	326	64	390	44	46	90
Speech & Hearing	3	0	3	74	10	84	3	0	3
PMR	0	0	0	0	0	0	0	0	0
Physiotherapy	1	2	3	94	33	127	0	0	0
Occupational Therapy	16	3	19	90	31	121	0	0	0
P & O	3	0	3	3	5	8	50	13	63
Social Work Unit	2	1	3	14	3	17	17	10	27
Vocational Training Unit	0	0	0	0	0	0	0	0	0
Developmental Therapy	0	0	0	0	0	0	0	0	0
TOTAL	29	7	36	648	160	808	114	69	183

Table5: DETAILS OF SHORT TERM TRAINING PROGRAMMES / AWARENESS GENERATION PROGRAMS / CAMPS / OTHER PROGRAMME CONDUCTED BY CRC-A&N ISLANDS FOR THE MONTH OF February 2022

Sl. No	Title of Programme	Date	Venue	Name of Dept.	No of beneficiaries		
					M	F	TOTAL
1.							
2							

Table 06: CASTE WISE NEW REGISTERED BENEFICIARIES SERVICES FOR THE MONTH OF February 2022

Departments / Units	New				
	GEN	OBC	SC	ST	TOTAL
Service Registrations	33	1	2	0	36

Table 07: CASTE WISE FOLLOW UP BENEFICIARIES SERVICES FOR THE MONTH OF January 2022

Departments / Units	Follow Up				
	GEN	OBC	SC	ST	TOTAL
Service Registrations	625	156	27	0	808

Table 08: CASTE WISE NEW BENEFICIARIES SERVICES OF EACH DEPARTMENT FOR THE MONTH OF February 2022

Departments / Units	New				
	GEN	OBC	SC	ST	TOTAL
Clinical Psychology	2	0	0	0	2
Special Education	2	1	0	0	3
Speech & Hearing	3	0	0	0	3
PMR	0	0	0	0	0
Physiotherapy	3	0	0	0	3
Occupational Therapy	17	0	2	0	19
P & O	3	0	0	0	3
Social Work Unit	3	0	0	0	3
Vocational Training Unit/DAIL	0	0	0	0	0
Developmental Therapy	0	0	0	0	0
Total	33	1	2	0	36

Table 09: CASTE WISE FOLLOW UP BENEFICIARIES SERVICES OF EACH DEPARTMENT FOR THE MONTH OF February 2022

Departments / Units	Follow Up				
	GEN	OBC	SC	ST	TOTAL
Clinical Psychology	57	4	0	0	61
Special Education	298	79	13	0	390
Speech & Hearing	56	24	4	0	84
PMR	0	0	0	0	0
Physiotherapy	121	4	2	0	127
Occupational Therapy	77	36	8	0	121
P & O	5	3	0	0	8
Social Work Unit	11	6	0	0	17
Vocational Training Unit/DAIL	0	0	0	0	0
Developmental Therapy	0	0	0	0	0
Total	625	156	27	0	808

Table 10 : AGE WISE NEW REGISTERED BENEFICIARIES SERVICES FOR THE MONTH OF February 2022

Departments / Units	New				TOTAL
	0 to 6	7 to 18	19 to 59	60 & ABOVE	
Service Registrations	26	9	1	0	36

Table 11: AGE WISE FOLLOW UP BENEFICIARIES SERVICES FOR THE MONTH OF February 2022

Departments / Units	Follow Up				TOTAL
	0 to 6	7 to 18	19 to 59	60 & ABOVE	
Service Registrations	450	292	66	0	808

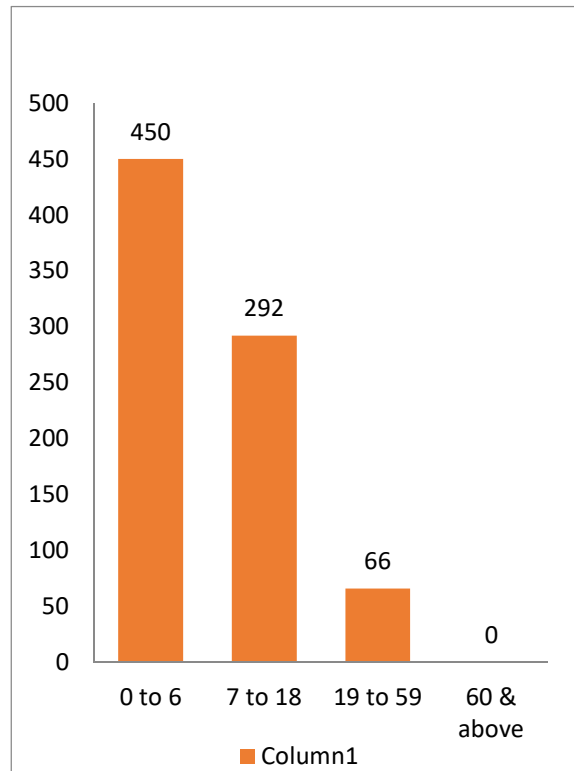
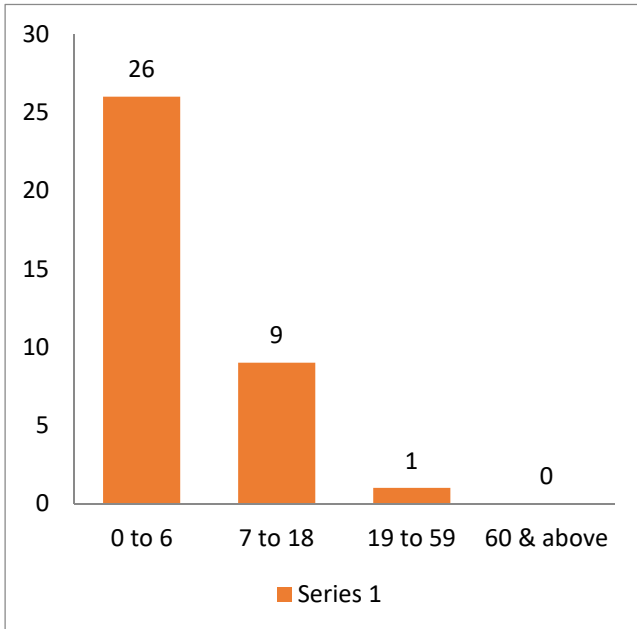


Table 12: AGE WISE NEW BENEFICIARIES SERVICES OF EACH DEPARTMENT FOR THE MONTH OF February 2022

Departments / Units	New				TOTAL
	0 to 6	7 to 18	19 to 59	60 & ABOVE	
Clinical Psychology	2	0	0	0	2
Special Education	3	0	0	0	3
Speech & Hearing	3	0	0	0	3
PMR	0	0	0	0	0
Physiotherapy	3	0	0	0	3
Occupational Therapy	9	9	1	0	19
P & O	3	0	0	0	3
Social Work	3	0	0	0	3
Vocational Training Unit/DAIL	0	0	0	0	0
Developmental Therapy	0	0	0	0	0
Total	26	9	1	0	36

Table 13: AGE WISE FOLLOW UP BENEFICIARIES SERVICES OF EACH DEPARTMENT FOR THE MONTH OF February 2022

Departments / Units	Follow Up				
	0 to 6	7 to 18	19 to 59	60 & ABOVE	TOTAL
Clinical Psychology	18	43	0	0	61
Special Education	186	138	66	0	390
Speech & Hearing	64	20	0	0	84
PMR	0	0	0	0	0
Physiotherapy	105	22	0	0	127
Occupational Therapy	64	57	0	0	121
P & O	6	2	0	0	8
Social Work Unit	7	10	0	0	17
Vocational Training Unit/ DAIL	0	0	0	0	0
Developmental Therapy	0	0	0	0	0
Total	450	292	66	0	808

Table 14: ADIP BENEFICIRIES FOR THE MONTH OF February 2022

S.no	Disabilities Covered	Male	Female	Total
1.	Hearing Impaired	01	00	01
	Total	01	00	01

Table 15: DISABILITY WISE CLASSIFICATION FOR THE MONTH OF February 2022

Type of Disability	New			Follow up		
	M	F	T	M	F	T
LOCOMOTOR DISABILITY	1	2	3	1	0	1
LEPROSY CURED	0	0	0	0	0	0
CP	1	2	3	78	68	146
DWARFISM	0	0	0	0	0	0
MUSCULAR DYSTROPHY	0	0	0	0	0	0
BLINDNESS	0	0	0	0	0	0
LOW VISION	0	0	0	0	0	0
HARD OF HEARING	0	0	0	5	0	5
SPEECH & LG. DISABILITY	0	0	0	5	0	5
INTELLECTUAL DISABILITY (MR)	1	0	1	107	9	116
SPECIFIC LD	0	0	0	26	0	26
ASD	5	0	5	162	10	172
MENTAL ILLNESS	0	0	0	0	0	0
PARKINSON'S DISEASE	0	0	0	0	0	0
HEMOPHILIA	0	0	0	0	0	0
THALASEMIA	0	0	0	0	0	0
SICKLE CELL DISEASE	0	0	0	0	0	0
MULTIPLE DISABILITIES	6	2	8	173	55	228
GDD	9	1	10	13	15	28
OTHERS	6	0	6	78	3	81
TOTAL	29	7	36	648	160	808

Table 16: DISABILITY WISE CLASSIFICATION NEW BENEFICIARIES FOR THE MONTH OF February 2022

Dept	Clinical Psychology			Special Education			Sp. Language Communication.			PMR			Physiotherapy		
	M	F	T	M	F	T	M	F	T	M	F	T	M	F	T
LOCOMOTOR DISABILITY	0	0	0	0	0	0	0	0	0	0	0	0	0	1	1
LEPROSY CURED	0	0	0	0	0	0	0	0	0	0	0	0	0	0	0
CP	0	0	0	0	0	0	0	0	0	0	0	0	0	1	1
DWARFISM	0	0	0	0	0	0	0	0	0	0	0	0	0	0	0
MUSCULAR DYSTROPHY	0	0	0	0	0	0	0	0	0	0	0	0	0	0	0
BLINDNESS	0	0	0	0	0	0	0	0	0	0	0	0	0	0	0
LOW VISION	0	0	0	0	0	0	0	0	0	0	0	0	0	0	0
HARD OF HEARING	0	0	0	0	0	0	0	0	0	0	0	0	0	0	0
SPEECH & LG. DISABILITY	0	0	0	0	0	0	0	0	0	0	0	0	0	0	0
INTELLECTUAL DISABILITY (MR)	0	0	0	0	0	0	0	0	0	0	0	0	0	0	0
SPECIFIC LD	0	0	0	0	0	0	0	0	0	0	0	0	0	0	0
ASD	0	0	0	1	0	1	0	0	0	0	0	0	0	0	0
MENTAL ILLNESS	0	0	0	0	0	0	0	0	0	0	0	0	0	0	0
PARKINSON'S DISEASE	0	0	0	0	0	0	0	0	0	0	0	0	0	0	0
HEMOPHILIA	0	0	0	0	0	0	0	0	0	0	0	0	0	0	0
THALASEMIA	0	0	0	0	0	0	0	0	0	0	0	0	0	0	0
SICKLE CELL DISEASE	0	0	0	0	0	0	0	0	0	0	0	0	0	0	0
MULTIPLE DISABILITIES	0	0	0	0	1	1	0	0	0	0	0	0	0	0	0
GDD	1	0	1	0	0	0	0	0	0	0	0	0	1	0	1
OTHERS	1	0	1	1	0	1	0	0	0	0	0	0	0	0	0
TOTAL	2	0	2	2	1	3	3	0	3	0	0	0	1	2	3

Table 16(Contd...): DISABILITY WISE CLASSIFICATION NEW BENEFICIARIES FOR THE MONTH OF February 2022

Dept	OT			P & O			Social Work			VTU/DAIL			Developmental Therapy		
	M	F	T	M	F	T	M	F	T	M	F	T	M	F	T
LOCOMOTOR DISABILITY	0	0	0	1	0	1	0	1	1	0	0	0	0	0	0
LEPROSY CURED	0	0	0	0	0	0	0	0	0	0	0	0	0	0	0
CP	1	1	2	0	0	0	0	0	0	0	0	0	0	0	0
DWARFISM	0	0	0	0	0	0	0	0	0	0	0	0	0	0	0
MUSCULAR DYSTROPHY	0	0	0	0	0	0	0	0	0	0	0	0	0	0	0
BLINDNESS	0	0	0	0	0	0	0	0	0	0	0	0	0	0	0
LOW VISION	0	0	0	0	0	0	0	0	0	0	0	0	0	0	0
HARD OF HEARING	0	0	0	0	0	0	0	0	0	0	0	0	0	0	0
SPEECH & LG. DISABILITY	0	0	0	0	0	0	0	0	0	0	0	0	0	0	0
INTELLECTUAL DISABILITY (MR)	1	0	1	0	0	0	0	0	0	0	0	0	0	0	0
SPECIFIC LD	0	0	0	0	0	0	0	0	0	0	0	0	0	0	0
ASD	0	0	0	0	0	0	1	0	1	0	0	0	0	0	0
MENTAL ILLNESS	0	0	0	0	0	0	0	0	0	0	0	0	0	0	0
PARKINSON'S DISEASE	0	0	0	0	0	0	0	0	0	0	0	0	0	0	0
HEMOPHILIA	0	0	0	0	0	0	0	0	0	0	0	0	0	0	0
THALASEMIA	0	0	0	0	0	0	0	0	0	0	0	0	0	0	0
SICKLE CELL DISEASE	0	0	0	0	0	0	0	0	0	0	0	0	0	0	0
MULTIPLE DISABILITIES	6	1	7	0	0	0	0	0	0	0	0	0	0	0	0
GDD	4	1	5	2	0	2	1	0	1	0	0	0	0	0	0
OTHERS	4	0	4	0	0	0	0	0	0	0	0	0	0	0	0
TOTAL	16	3	19	3	0	3	2	1	3	0	0	0	0	0	0

Table 17: DISABILITY WISE CLASSIFICATION FOLLOW UP BENEFICIARIES FOR THE MONTH OF February 2022

Dept	Clinical Psychology			Special Education			Sp. Language Communication.			PMR			Physiotherapy		
	M	F	T	M	F	T	M	F	T	M	F	T	M	F	T
LOCOMOTOR DISABILITY	0	0	0	0	0	0	0	0	0	0	0	0	0	0	0
LEPROSY CURED	0	0	0	0	0	0	0	0	0	0	0	0	0	0	0
CP	1	3	4	28	27	55	9	4	13	0	0	0	29	20	49
DWARFISM	0	0	0	0	0	0	0	0	0	0	0	0	0	0	0
MUSCULAR DYSTROPHY	0	0	0	0	0	0	0	0	0	0	0	0	0	0	0
BLINDNESS	0	0	0	0	0	0	0	0	0	0	0	0	0	0	0
LOW VISION	0	0	0	0	0	0	0	0	0	0	0	0	0	0	0
HARD OF HEARING	0	0	0	0	0	0	0	0	0	0	0	0	6	0	6
SPEECH & LG. DISABILITY	0	0	0	0	0	0	4	0	4	0	0	0	0	0	0
INTELLECTUAL DISABILITY	1	0	1	69	8	77	13	0	13	0	0	0	13	0	13
SPECIFIC LD	9	0	9	12	0	12	0	0	0	0	0	0	3	0	3
ASD	11	5	16	104	0	104	19	0	19	0	0	0	25	5	30
MENTAL ILLNESS	0	0	0	0	0	0	0	0	0	0	0	0	0	0	0
PARKINSON'S DISEASE	0	0	0	0	0	0	0	0	0	0	0	0	0	0	0
HEMOPHILIA	0	0	0	0	0	0	0	0	0	0	0	0	0	0	0
THALASEMIA	0	0	0	0	0	0	0	0	0	0	0	0	0	0	0
SICKLE CELL DISEASE	0	0	0	0	0	0	0	0	0	0	0	0	0	0	0
MULTIPLE DISABILITIES	20	4	24	67	22	89	20	6	26	0	0	0	7	6	13
GDD	1	2	3	0	6	6	0	0	0	0	0	0	0	0	0
OTHERS	4	0	4	37	1	38	9	0	9	0	0	0	21	2	23
TOTAL	47	14	61	317	64	381	74	10	84	0	0	0	104	33	137

Table 17 (Contd...): DISABILITY WISE CLASSIFICATION FOLLOW UP BENEFICIARIES FOR THE MONTH OF February 2022

Dept	OT			P & O			Social Work			VTU/DAIL			Developmental Therapy		
	M	F	T	M	F	T	M	F	T	M	F	T	M	F	T
TYPE OF DISABILITY															
LOCOMOTOR DISABILITY	0	0	0	0	0	0	1	0	1	0	0	0	0	0	0
LEPROSY CURED	0	0	0	0	0	0	0	0	0	0	0	0	0	0	0
CP	8	13	21	0	1	1	3	3	6	0	0	0	0	0	0
DWARFISM	0	0	0	0	0	0	0	0	0	0	0	0	0	0	0
MUSCULAR DYSTROPHY	0	0	0	0	0	0	0	0	0	0	0	0	0	0	0
BLINDNESS	0	0	0	0	0	0	0	0	0	0	0	0	0	0	0
LOW VISION	0	0	0	0	0	0	0	0	0	0	0	0	0	0	0
HARD OF HEARING	0	0	0	0	0	0	0	0	0	0	0	0	0	0	0
SPEECH & LG. DISABILITY	0	0	0	0	0	0	0	0	0	0	0	0	0	0	0
INTELLECTUAL DISABILITY (MR)	8	0	8	1	0	1	2	1	3	0	0	0	0	0	0
SPECIFIC LD	0	0	0	0	0	0	2	0	2	0	0	0	0	0	0
ASD	0	0	0	0	0	0	0	0	0	0	0	0	0	0	0
MENTAL ILLNESS	0	0	0	0	0	0	3	0	3	0	0	0	0	0	0
PARKINSON'S DISEASE	0	0	0	0	0	0	0	0	0	0	0	0	0	0	0
HEMOPHILIA	0	0	0	0	0	0	0	0	0	0	0	0	0	0	0
THALASEMIA	0	0	0	0	0	0	0	0	0	0	0	0	0	0	0
SICKLE CELL DISEASE	0	0	0	0	0	0	0	0	0	0	0	0	0	0	0
MULTIPLE DISABILITIES	56	15	71	1	1	2	2	1	3	0	0	0	0	0	0
GDD	11	3	14	1	3	4	0	1	1	0	0	0	0	0	0
OTHERS	7	0	7	0	0	0	0	0	0	0	0	0	0	0	0
TOTAL	90	31	121	3	5	8	13	6	19	0	0	0	0	0	0

PHOTO EVIDENCES OF CRC ACTIVITIES

Client Therapeutic services of CRC







Staff Meeting was organized on 10.02.2022



ADIP Beneficiaries in the month of February 2022

