

**COMPOSITE REGIONAL CENTRE FOR SKILL  
DEVELOPMENT, REHABILITATION & EMPOWERMENT OF  
PERSONS WITH DISABILITIES,  
(CRC) - Andaman & Nicobar Islands**

*(Under the Administrative Control of NIEPMD (Divyangjan), Chennai: NAAC Accredited; ISO 9001:2015 Certified)*

**Department of Empowerment of Persons with Disabilities (Divyangjan)**



**REPORT FOR THE MONTH OF  
JULY 2022**

**Table 1: DETAILS OF TOTAL REGISTERED CLIENTS (NEW CASE) FOR THE MONTH OF JULY-2022**

Departments / Units	New		
	Male	Female	Total
Registered Clients	13	4	17

**Table 2: DETAILS OF BENEFICIARIES REGISTRATION (NEW CASE & FOLLOW UP) FOR THE MONTH OF JULY-2022**

Departments / Units	New			Follow up		
	Male	Female	Total	Male	Female	Total
Service Registration	67	20	87	937	258	1195

**Table 3: DETAILS OF SUPPORTING SERVICE FOR THE MONTH OF JULY-2022**

Departments / Units	Supportive Services		
	Male	Female	Total
Service Registration	23	18	41

Chart 1



Chart 2

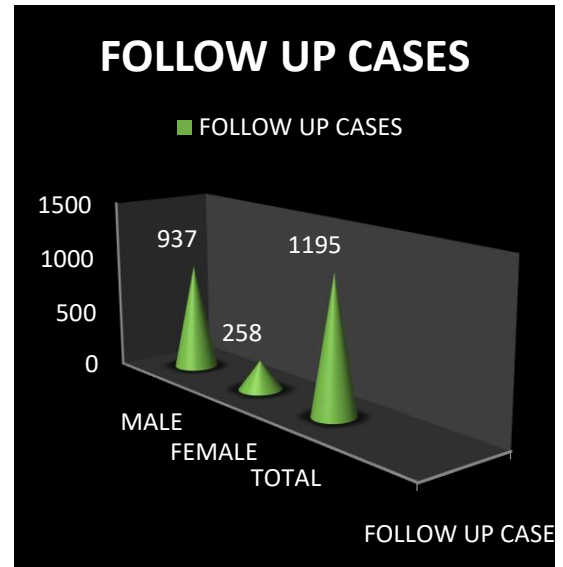



Chart 3



**Table 4: DETAILS OF BENEFICIARIES SERVICES OF EACH DEPARTMENT FOR THE MONTH OF JULY 2022**

Departments / Units	New			Follow up			Supportive Services		
	Male	Female	Total	Male	Female	Total	Male	Female	Total
Clinical Psychology	12	4	16	58	17	75	0	0	0
Special Education	14	6	20	330	90	420	16	14	30
Speech & Hearing	7	0	7	145	36	181	3	1	4
PMR	0	0	0	0	0	0	0	0	0
Physiotherapy	3	2	5	121	53	174	0	0	0
Occupational Therapy	16	0	16	150	46	196	0	0	0
P & O	1	3	4	8	2	10	0	0	0
Social Work Unit	13	4	17	2	3	5	4	3	7
Vocational Training Unit	1	1	2	115	7	122	0	0	0
Orientation & Mobility Unit	0	0	0	8	4	12	0	0	0
Developmental Therapy	0	0	0	0	0	0	0	0	0
<b>TOTAL</b>	<b>67</b>	<b>20</b>	<b>87</b>	<b>937</b>	<b>258</b>	<b>1195</b>	<b>23</b>	<b>18</b>	<b>41</b>

**Table 5: DETAILS OF SHORT TERM TRAINING PROGRAMMES / AWARENESS GENERATION PROGRAMS / CAMPS / OTHER PROGRAMME CONDUCTED BY CRC-A&N ISLANDS FOR THE MONTH OF JULY-2022**

Sl. No	Title of Programme	Date	Venue	Name of Dept.	No of beneficiaries		
					M	F	TOTAL
1.	Parent Training Programme on Functional academics and ADL skills	8 July 2022	Seminar Hall CRC, Brookshabad	Special Education	10	20	<b>30</b>
2.	Orientation Cum Capacity building training on disabilities for AWWs in South Andaman Batch-I	18 July 2022	IEDC Training Centre, Attam Pahad	CRC	0	53	<b>53</b>
3.	Orientation Cum Capacity building training on disabilities for AWWs in South Andaman Batch-II	19 July 2022	IEDC Training Centre, Attam Pahad	CRC	0	52	<b>52</b>
3.	Awareness Programme on Diarrhea & Hand washing techniques	19 July 2022	CRC, Brookshabad	Health & Wellness Centre, Carbyn- A unit of Primary Health Centre, Garacharma	12	19	<b>31</b>
4.	Orientation Cum Capacity building training on disabilities for AWWs in South Andaman Batch-III	20 July 2022	IEDC Training Centre, Attam Pahad	CRC	0	39	<b>39</b>

5.	Orientation Cum Capacity building training on disabilities for AWWs in South Andaman Batch-IV	21 July 2022	IEDC Training Centre, Attam Pahad	CRC	0	43	<b>31</b>
6.	Orientation Cum Capacity building training on disabilities for AWWs in South Andaman Batch-V	22 July 2022	IEDC Training Centre, Attam Pahad	CRC	0	44	<b>30</b>
8.	Periodical Staff Meet	28 July 2022	Conference hall, CRC, Brookshabad	CRC	5	4	<b>9</b>
<b>Total</b>					<b>27</b>	<b>259</b>	<b>276</b>

**Table 06:** CASTE WISE **NEW REGISTERED** BENEFICIARIES SERVICES FOR THE MONTH OF **JULY-2022**

Departments / Units	New				
	GEN	OBC	SC	ST	TOTAL
Service Registrations	<b>67</b>	<b>19</b>	<b>1</b>	<b>0</b>	<b>87</b>

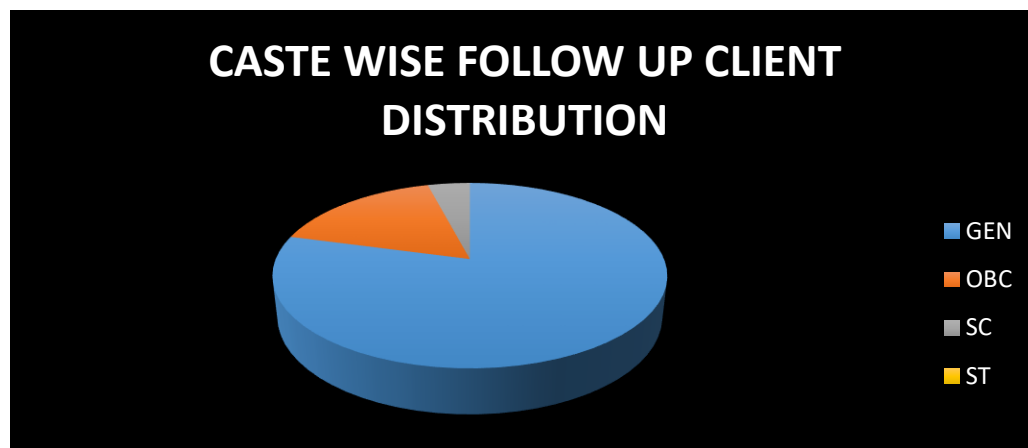
**Table 07: CASTE WISE FOLLOW UP BENEFICIARIES SERVICES FOR THE MONTH OF JULY-2022**

Departments / Units	Follow Up				TOTAL
	GEN	OBC	SC	ST	
Service Registrations	946	200	49	0	1195

Chart 4



Chart 5



**Table 08: CASTE WISE NEW BENEFICIARIES SERVICES OF EACH DEPARTMENT FOR THE MONTH OF JULY-2022**

Departments / Units	New				
	GEN	OBC	SC	ST	TOTAL
Clinical Psychology	12	4	0	0	16
Special Education	17	2	1	0	20
Speech & Hearing	5	2	0	0	7
PMR	0	0	0	0	0
Physiotherapy	4	1	0	0	5
Occupational Therapy	12	4	0	0	16
P & O	2	2	0	0	4
Social Work Unit	13	4	0	0	17
Vocational Training Unit/DAIL	2	0	0	0	2
Orientation & Mobility Unit	0	0	0	0	0
Developmental Therapy	0	0	0	0	0
<b>TOTAL</b>	<b>67</b>	<b>19</b>	<b>1</b>	<b>0</b>	<b>87</b>



**Table 09: CASTE WISE FOLLOW UP BENEFICIARIES SERVICES OF EACH DEPARTMENT FOR THE MONTH OF JULY-2022**

Departments / Units	Follow Up				
	GEN	OBC	SC	ST	TOTAL
Clinical Psychology	58	17	0	0	75
Special Education	324	71	25	0	420
Speech & Hearing	135	40	6	0	181
PMR	0	0	0	0	0
Physiotherapy	145	17	12	0	174
Occupational Therapy	159	31	6	0	196
P & O	9	1	0	0	10
Social Work Unit	5	0	0	0	5
Vocational Training Unit/DAIL	103	19	0	0	122
Orientation & Mobility Unit	8	4	0	0	12
Developmental Therapy	0	0	0	0	0
<b>Total</b>	<b>946</b>	<b>200</b>	<b>49</b>	<b>0</b>	<b>1195</b>

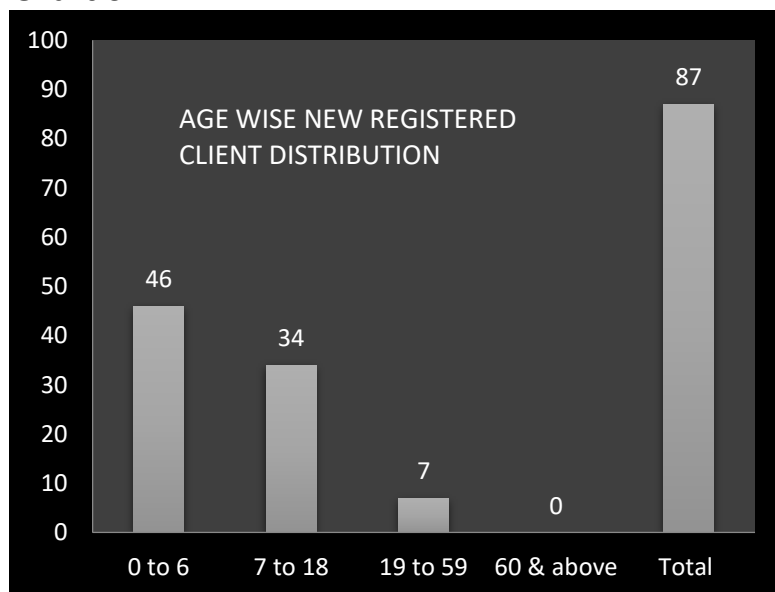
**Table 10: AGE WISE NEW REGISTERED BENEFICIARIES SERVICES FOR THE MONTH OF JULY-2022**

Departments / Units	New				TOTAL
	0 to 6	7 to 18	19 to 59	60 & ABOVE	
Service Registrations	<b>46</b>	<b>34</b>	<b>7</b>	<b>0</b>	<b>87</b>

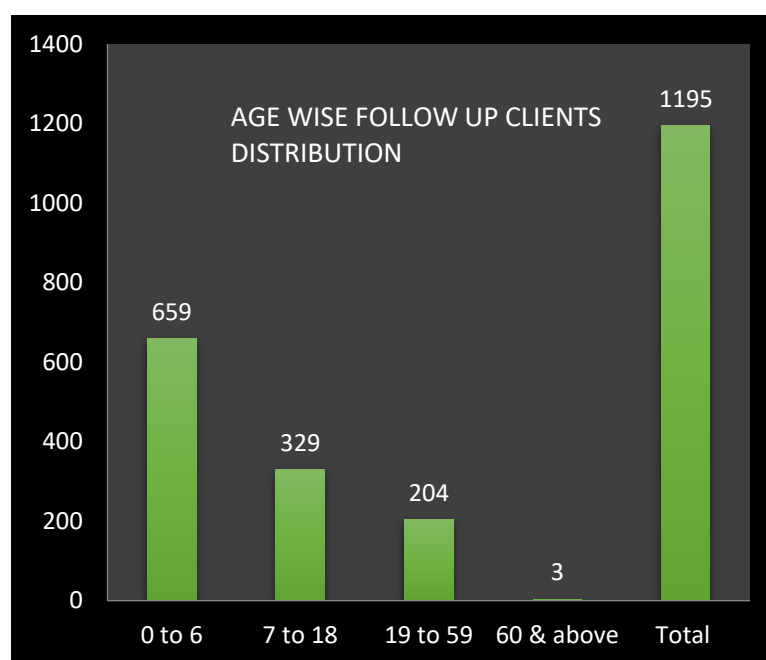
**Table 11: AGE WISE FOLLOW UP BENEFICIARIES SERVICES FOR THE MONTH OF JULY-2022**

Departments / Units	Follow Up				TOTAL
	0 to 6	7 to 18	19 to 59	60 & ABOVE	
Service Registrations	659	329	204	3	1195

**Chart 6**



**Chart 7**



**Table 12: AGE WISE NEW BENEFICIARIES SERVICES OF EACH DEPARTMENT FOR THE MONTH OF JULY-2022**

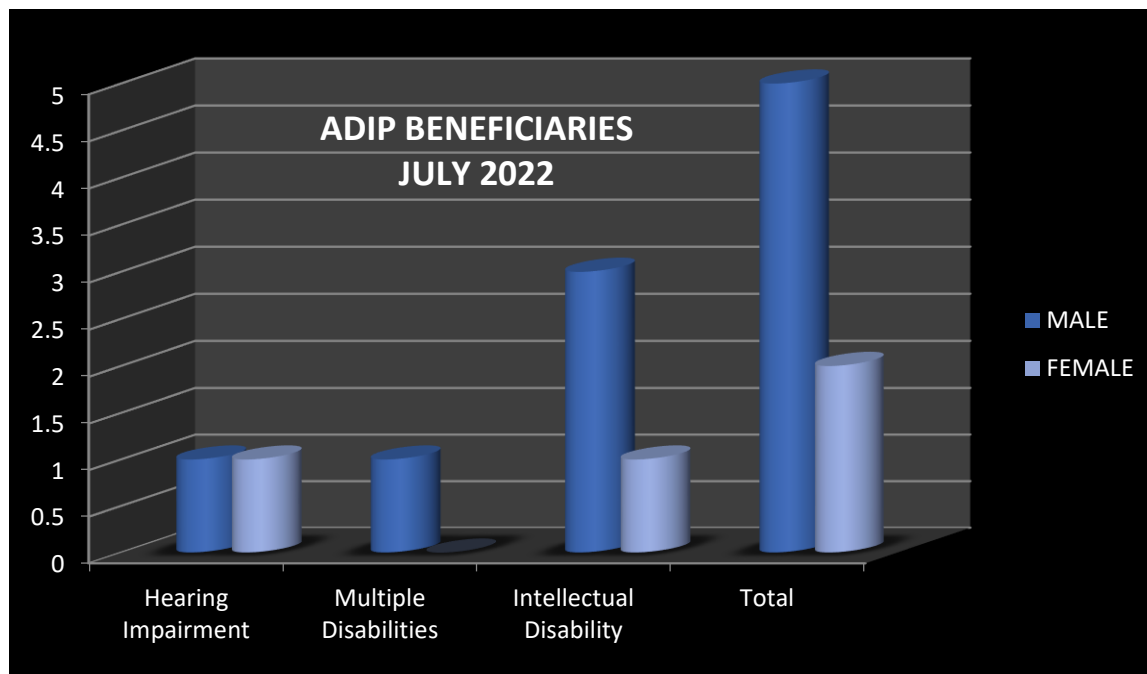
Departments / Units	New				TOTAL
	0 to 6	7 to 18	19 to 59	60 & ABOVE	
Clinical Psychology	5	10	1	0	16
Special Education	17	2	1	0	20
Speech & Hearing	6	1	0	0	7
PMR	0	0	0	0	0
Physiotherapy	3	1	1	0	5
Occupational Therapy	5	9	2	0	16
P & O	2	2	0	0	4
Social Work	6	9	2	0	17
Vocational Training Unit/DAIL	2	0	0	0	2
Orientation & Mobility Unit	0	0	0	0	0
Developmental Therapy	0	0	0	0	0
<b>Total</b>	<b>46</b>	<b>34</b>	<b>7</b>	<b>0</b>	<b>87</b>

**Table 13: AGE WISE FOLLOW UP BENEFICIARIES SERVICES OF EACH DEPARTMENT FOR THE MONTH OF JULY-2022**

Departments / Units	Follow Up				TOTAL
	0 to 6	7 to 18	19 to 59	60 & ABOVE	
Clinical Psychology	0	27	45	3	75
Special Education	324	71	25	0	420
Speech & Hearing	137	40	4	0	181
PMR	0	0	0	0	0
Physiotherapy	89	85	0	0	174
Occupational Therapy	102	91	3	0	196
P & O	3	7	0	0	10
Social Work Unit	4	0	1	0	5
Vocational Training Unit/ DAIL	0	0	122	0	122
Orientation & Mobility Unit	0	8	4	0	12
Developmental Therapy	0	0	0	0	0
<b>Total</b>	<b>659</b>	<b>329</b>	<b>204</b>	<b>3</b>	<b>1195</b>

**Table 14: ADIP BENEFICIARIES FOR THE MONTH OF JULY 2022**

S.no	Disabilities Covered	Male	Female	Total
1.	Hearing Impairment	1	1	2
2.	Multiple Disabilities	1	0	1
3.	Intellectual Disability	3	1	4
<b>Total</b>		<b>5</b>	<b>2</b>	<b>7</b>

**Chart 8**

**Table 15: DISABILITY WISE CLASSIFICATION FOR THE MONTH OF JULY 2022**

Type of Disability	New			Follow up		
	M	F	T	M	F	T
LOCOMOTOR DISABILITY	1	0	1	8	0	8
LEPROSY CURED	0	0	0	0	0	0
CP	10	5	15	119	59	178
DWARFISM	0	0	0	0	0	0
MUSCULAR DYSTROPHY	0	0	0	0	0	0
BLINDNESS	0	0	0	2	4	6
LOW VISION	0	0	0	0	0	0
HARD OF HEARING	2	4	6	0	15	15
SPEECH & LG. DISABILITY	0	1	1	5	7	12
INTELLECTUAL DISABILITY (MR)	9	4	13	121	49	170
SPECIFIC LD	0	0	0	28	2	30
ASD	12	1	13	328	33	361
MENTAL ILLNESS	0	0	0	0	0	0
PARKINSON'S DISEASE	0	0	0	0	0	0
HEMOPHILIA	0	0	0	0	0	0
THALASEMIA	0	0	0	0	0	0
SICKLE CELL DISEASE	0	0	0	0	0	0
MULTIPLE DISABILITIES	12	3	15	202	81	283
GDD	2	0	2	63	4	67
OTHERS	19	2	21	61	4	65
<b>TOTAL</b>	<b>67</b>	<b>20</b>	<b>87</b>	<b>937</b>	<b>258</b>	<b>1195</b>

**Table 16: DISABILITY WISE CLASSIFICATION NEW BENEFICIARIES FOR THE MONTH OF JULY 2022**

Dept	Clinical Psychology			Special Education			Sp. Language Communication			PMR			Physiotherapy		
	M	F	T	M	F	T	M	F	T	M	F	T	M	F	T
LOCOMOTOR DISABILITY	0	0	0	0	0	0	0	0	0	0	0	0	0	0	0
LEPROSY CURED	0	0	0	0	0	0	0	0	0	0	0	0	0	0	0
CP	1	0	1	1	0	1	1	0	1	0	0	0	2	1	3
DWARFISM	0	0	0	0	0	0	0	0	0	0	0	0	0	0	0
MUSCULAR DYSTROPHY	0	0	0	0	0	0	0	0	0	0	0	0	0	0	0
BLINDNESS	0	0	0	0	0	0	0	0	0	0	0	0	0	0	0
LOW VISION	0	0	0	0	0	0	0	0	0	0	0	0	0	0	0
HARD OF HEARING	0	1	1	0	2	2	1	0	1	0	0	0	0	0	0
SPEECH & LG. DISABILITY	0	0	0	0	0	0	0	0	0	0	0	0	0	0	0
INTELLECTUAL DISABILITY (MR)	2	1	3	1	2	3	0	0	0	0	0	0	0	0	0
SPECIFIC LD	0	0	0	0	0	0	0	0	0	0	0	0	0	0	0
ASD	1	1	2	2	0	2	2	0	2	0	0	0	0	0	0
MENTAL ILLNESS	0	0	0	0	0	0	0	0	0	0	0	0	0	0	0
PARKINSON'S DISEASE	0	0	0	0	0	0	0	0	0	0	0	0	0	0	0
HEMOPHILIA	0	0	0	0	0	0	0	0	0	0	0	0	0	0	0
THALASEMIA	0	0	0	0	0	0	0	0	0	0	0	0	0	0	0
SICKLE CELL DISEASE	0	0	0	0	0	0	0	0	0	0	0	0	0	0	0
MULTIPLE DISABILITIES	4	2	6	1	1	2	1	0	1	0	0	0	1	0	1
GDD	0	0	0	2	0	2	0	0	0	0	0	0	0	0	0
OTHERS	2	1	3	7	1	8	2	0	2	0	0	0	0	1	1
<b>TOTAL</b>	<b>10</b>	<b>6</b>	<b>16</b>	<b>14</b>	<b>6</b>	<b>20</b>	<b>7</b>	<b>0</b>	<b>7</b>	<b>0</b>	<b>0</b>	<b>0</b>	<b>3</b>	<b>2</b>	<b>5</b>

**Table 16(Contd...): DISABILITY WISE CLASSIFICATION NEW BENEFICIARIES FOR THE MONTH OF JULY 2022**

Dept	OT			P & O			Social Work			VTU/DAIL			Orientation & Mobility		
	M	F	T	M	F	T	M	F	T	M	F	T	M	F	T
LOCOMOTOR DISABILITY	0	0	0	1	0	1	0	0	0	0	0	0	0	0	0
LEPROSY CURED	0	0	0	0	0	0	0	0	0	0	0	0	0	0	0
CP	3	0	3	0	3	3	2	1	3	0	0	0	0	0	0
DWARFISM	0	0	0	0	0	0	0	0	0	0	0	0	0	0	0
MUSCULAR DYSTROPHY	0	0	0	0	0	0	0	0	0	0	0	0	0	0	0
OBLINDNESS	0	0	0	0	0	0	0	0	0	0	0	0	0	0	0
LOW VISION	0	0	0	0	0	0	0	0	0	0	0	0	0	0	0
HARD OF HEARING	1	0	1	0	0	0	0	1	1	0	0	0	0	0	0
SPEECH & LG. DISABILITY	0	0	0	0	0	0	0	1	1	0	0	0	0	0	0
INTELLECTUAL DISABILITY (MR)	1	0	1	0	0	0	4	1	5	1	0	1	0	0	0
SPECIFIC LD	0	0	0	0	0	0	0	0	0	0	0	0	0	0	0
ASD	5	0	5	0	0	0	2	0	2	0	0	0	0	0	0
MENTAL ILLNESS	0	0	0	0	0	0	0	0	0	0	0	0	0	0	0
PARKINSON'S DISEASE	0	0	0	0	0	0	0	0	0	0	0	0	0	0	0
HEMOPHILIA	0	0	0	0	0	0	0	0	0	0	0	0	0	0	0
THALASEMIA	0	0	0	0	0	0	0	0	0	0	0	0	0	0	0
SICKLE CELL DISEASE	0	0	0	0	0	0	0	0	0	0	0	0	0	0	0
MULTIPLE DISABILITIES	3	0	3	0	0	0	2	0	2	0	0	0	0	0	0
GDD	0	0	0	0	0	0	0	0	0	0	0	0	0	0	0
OTHERS	3	0	3	0	0	0	3	0	3	0	1	1	0	0	0
<b>TOTAL</b>	<b>16</b>	<b>0</b>	<b>16</b>	<b>1</b>	<b>3</b>	<b>4</b>	<b>13</b>	<b>4</b>	<b>17</b>	<b>1</b>	<b>1</b>	<b>2</b>	<b>0</b>	<b>0</b>	<b>0</b>





**Table 17: DISABILITY WISE CLASSIFICATION FOLLOW UP BENEFICIARIES FOR THE MONTH OF JULY 2022**

Dept	Clinical Psychology			Special Education			Sp. Language Communication.			PMR			Physiotherapy		
	M	F	T	M	F	T	M	F	T	M	F	T	M	F	T
LOCOMOTOR DISABILITY	0	0	0	0	0	0	0	0	0	0	0	0	0	0	0
LEPROSY CURED	0	0	0	0	0	0	0	0	0	0	0	0	0	0	0
CP	10	0	10	15	8	23	7	20	27	0	0	0	59	20	79
DWARFISM	0	0	0	0	0	0	0	0	0	0	0	0	0	0	0
MUSCULAR DYSTROPHY	0	0	0	0	0	0	0	0	0	0	0	0	0	0	0
BLINDNESS	0	0	0	0	0	0	0	0	0	0	0	0	0	0	0
LOW VISION	0	0	0	0	0	0	0	0	0	0	0	0	0	0	0
HARD OF HEARING	0	3	3	0	10	10	0	0	0	0	0	0	0	0	0
SPEECH & LG. DISABILITY	5	0	5	0	0	0	7	0	7	0	0	0	0	0	0
INTELLECTUAL DISABILITY	4	3	7	34	34	68	0	6	6	0	0	0	0	0	0
SPECIFIC LD	0	2	2	7	0	7	0	0	0	0	0	0	0	0	0
ASD	23	3	26	101	0	101	79	10	89	0	0	0	28	13	41
MENTAL ILLNESS	0	0	0	0	0	0	0	0	0	0	0	0	0	0	0
PARKINSON'S DISEASE	0	0	0	0	0	0	0	0	0	0	0	0	0	0	0
HEMOPHILIA	0	0	0	0	0	0	0	0	0	0	0	0	0	0	0
THALASEMIA	0	0	0	0	0	0	0	0	0	0	0	0	0	0	0
SICKLE CELL DISEASE	0	0	0	0	0	0	0	0	0	0	0	0	0	0	0
MULTIPLE DISABILITIES	8	6	14	130	35	165	35	0	35	0	0	0	10	19	29
GDD	0	0	0	27	2	29	8	0	8	0	0	0	11	0	11
OTHERS	8	0	8	16	1	17	9	0	9	0	0	0	13	1	14
<b>TOTAL</b>	<b>58</b>	<b>17</b>	<b>75</b>	<b>330</b>	<b>90</b>	<b>420</b>	<b>145</b>	<b>36</b>	<b>181</b>	<b>0</b>	<b>0</b>	<b>0</b>	<b>121</b>	<b>53</b>	<b>174</b>

**Table 17 (Contd...): DISABILITY WISE CLASSIFICATION FOLLOW UP BENEFICIARIES** <sup>16</sup>  
**FOR THE MONTH OF JULY 2022**

Dept	OT			P & O			Social Work			VTU/DAIL			Orientation & Mobility		
	M	F	T	M	F	T	M	F	T	M	F	T	M	F	T
LOCOMOTOR DISABILITY	0	0	0	0	0	0	0	0	0	8	0	8	0	0	0
LEPROSY CURED	0	0	0	0	0	0	0	0	0	0	0	0	0	0	0
CP	28	11	39	2	2	4	0	0	0	0	0	0	0	0	0
DWARFISM	0	0	0	0	0	0	0	0	0	0	0	0	0	0	0
MUSCULAR DYSTROPHY	0	0	0	0	0	0	0	0	0	0	0	0	0	0	0
BLINDNESS	2	0	2	0	0	0	0	0	0	0	0	0	0	4	4
LOW VISION	0	0	0	0	0	0	0	0	0	0	0	0	0	0	0
HARD OF HEARING	0	0	0	0	0	0	0	2	2	0	0	0	0	0	0
SPEECH & LG. DISABILITY	0	0	0	0	0	0	0	0	0	0	0	0	0	0	0
INTELLECTUAL DISABILITY (MR)	1	10	11	0	0	0	0	1	1	67	6	73	0	0	0
SPECIFIC LD	0	0	0	0	0	0	0	0	0	21	0	21	0	0	0
ASD	78	7	85	0	0	0	0	0	0	19	0	19	0	0	0
MENTAL ILLNESS	0	0	0	0	0	0	0	0	0	0	0	0	0	0	0
PARKINSON'S DISEASE	0	0	0	0	0	0	0	0	0	0	0	0	0	0	0
HEMOPHILIA	0	0	0	0	0	0	0	0	0	0	0	0	0	0	0
THALASEMIA	0	0	0	0	0	0	0	0	0	0	0	0	0	0	0
SICKLE CELL DISEASE	0	0	0	0	0	0	0	0	0	0	0	0	0	0	0
MULTIPLE DISABILITIES	19	15	34	0	6	6	0	0	0	0	0	0	0	0	0
GDD	9	2	11	0	0	0	0	0	0	0	0	0	8	0	8
OTHERS	13	1	14	0	0	0	2	0	2	0	1	1	0	0	0

TOTAL	150	46	196	2	8	10	2	3	5	115	7	122	8	4	12
-------	-----	----	-----	---	---	----	---	---	---	-----	---	-----	---	---	----

## PICTORIAL REPRESENTATION OF EVENTS & DAILY ACTIVITIES

**Parental training programme on Functional academics & ADL skills conducted by special education department on 8 July 2022**







**Awareness programme on Diarrhea & Hand Washing Techniques conducted by Health & Wellness Centre –A unit of PHC,Garacharma**





**Orientation cum Capacity Building Training on Disabilities for Anganwadi Workers in South Andaman in IEDC Training centre,Attam Pahad,Port Blair from 18 July 2022 to 22 July 2022**









**Group Therapy conducted by Therapy Unit and Special Education Unit**





**Distribution of materials for beneficiaries under ADIP Scheme –July 2022**



**Periodical staff meet on 28 July 2022**



**Daily Activities of CRC,A&N-Islands****CLINICAL PSYCHOLOGY UNIT****PHYSIOTHERAPY UNIT****SPEECH THERAPY UNIT****OCCUPATIONAL THERAPY UNIT**

**SPECIAL EDUCATION UNIT**



**SOCIAL WORK & PLACEMENT UNIT**



**VOCATIONAL TRAINING UNIT**



**ORIENTATION & MOBILITY UNIT**



**PROSTHETICS & ORTHOTICS UNIT**



PRESS CLIPPING

Orientation cum Capacity Building Training for AWWs in South Andaman – published on 26 July 2022 in Daily Telegrams, A&N-Islands

**Orientation-Cum-Capacity Building Training  
Prog. for AWWs on Disability organized by CRC**

Port Blair, July 26

The Composite Regional Centre- A&N Island, under the Administrative Control of NIEPMD Chennai in collaboration with the Directorate of Social Welfare organized a 4-day long training programme for the Anganwadi Workers at the Training Centre, under Urban ICDS Project, Attampahad from July 18 to 21.

The AWWs were trained batch wise. The title of the programme was 'Orientation-Cum-Capacity Building Training Programme for AWWs on Disability'. Different topics like Introduction of CRC and NIEPMD, RPWD ACT 2016 -Types of



Disabilities and AWWs under ICDS conditions, Function of CRC- in Skill Development, Rehabilitation & Empowerment. Different schemes of Government of India for PwDs and Role and Responsibility of Anganwadi Worker for Divyangjans and Disability as a Front Line Worker were imparted during the training programme.

Altogether 206

AWWs under ICDS Urban Project were trained successfully. After the training programme all the Anganwadi workers are now familiar with the RPWD ACT 2016, function of CRC- Andaman & Nicobar Island and their role and responsibility of AWWs towards Divyanjans, a press release from Resident Nodal Officer, CRC- A&N Islands said.