

1

**COMPOSITE REGIONAL CENTRE FOR SKILL  
DEVELOPMENT, REHABILITATION & EMPOWERMENT OF  
PERSONS WITH DISABILITIES,  
(CRC) - Andaman & Nicobar Islands**

(Under the Administrative Control of NIEPMD (Divyangjan), Chennai: NAAC Accredited; ISO 9001:2015 Certified)

Department of Empowerment of Persons with Disabilities (Divyangjan)

Ministry of Social Justice & Empowerment, Govt. of India

Brookshabad, Port Blair, South Andaman – 744112



**MONTHLY REPORT  
JUNE 2022**

**Table 1: DETAILS OF TOTAL REGISTERED CLIENTS (NEW CASE) FOR THE MONTH OF JUNE-2022**

Departments / Units	New		
	Male	Female	Total
Registered Clients	8	4	12

**Table 2: DETAILS OF BENEFICIARIES REGISTRATION (NEW CASE & FOLLOW UP) FOR THE MONTH OF JUNE-2022**

Departments / Units	New			Follow up		
	Male	Female	Total	Male	Female	Total
Service Registration	33	25	58	948	341	1289

**Table 3: DETAILS OF SUPPORTING SERVICE FOR THE MONTH OF JUNE-2022**

Departments / Units	Supportive Services		
	Male	Female	Total
Service Registration	103	37	140

Chart 1

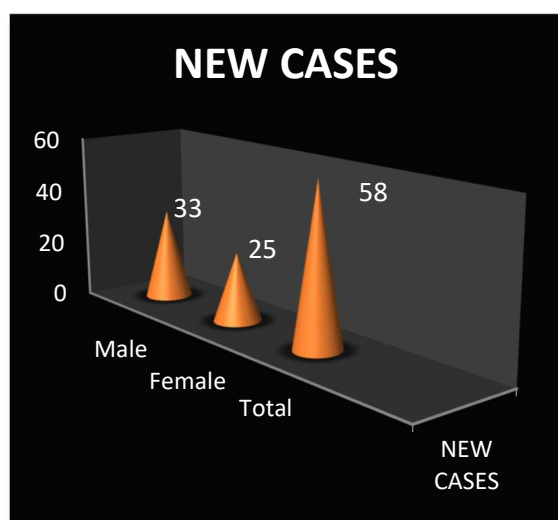


Chart 2

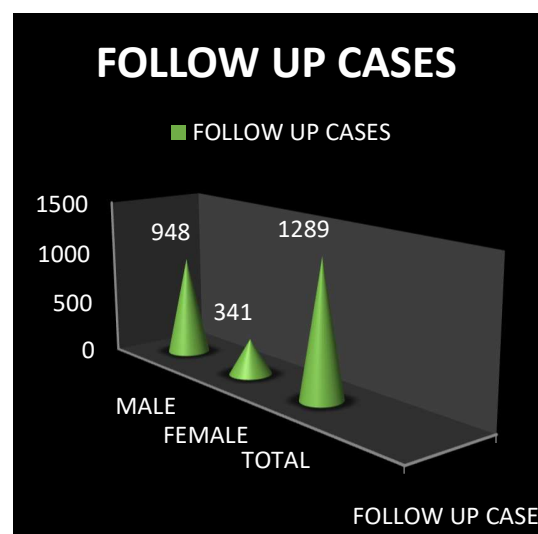
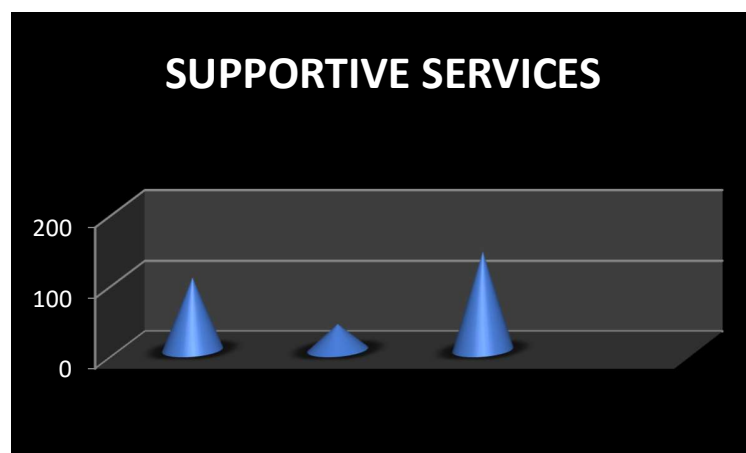


Chart 3



**Table 4:** DETAILS OF **BENEFICIARIES SERVICES** OF EACH DEPARTMENT FOR THE MONTH OF **JUNE 2022**

Departments / Units	New			Follow up			Supportive Services		
	Male	Female	Total	Male	Female	Total	Male	Female	Total
Clinical Psychology	6	2	8	20	16	36	8	8	16
Special Education	3	6	9	272	122	394	37	10	47
Speech & Hearing	5	4	9	172	36	208	19	7	26
PMR	0	0	0	0	0	0	0	0	0
Physiotherapy	4	2	6	119	87	206	0	0	0
Occupational Therapy	4	4	8	181	63	244	17	8	25
P & O	2	2	4	24	1	25	0	0	0
Social Work Unit	8	4	12	6	4	10	4	2	6
Vocational Training Unit	1	0	1	131	12	143	18	2	20
Orientation & Mobility Unit	0	1	1	23	0	23	0	0	0
Developmental Therapy	0	0	0	0	0	0	0	0	0
<b>TOTAL</b>	<b>33</b>	<b>25</b>	<b>58</b>	<b>948</b>	<b>341</b>	<b>1289</b>	<b>103</b>	<b>37</b>	<b>140</b>

**Table 5: DETAILS OF SHORT TERM TRAINING PROGRAMMES / AWARENESS GENERATION PROGRAMS / CAMPS / OTHER PROGRAMME CONDUCTED BY CRC- A&N ISLANDS FOR THE MONTH OF JUNE-2022**

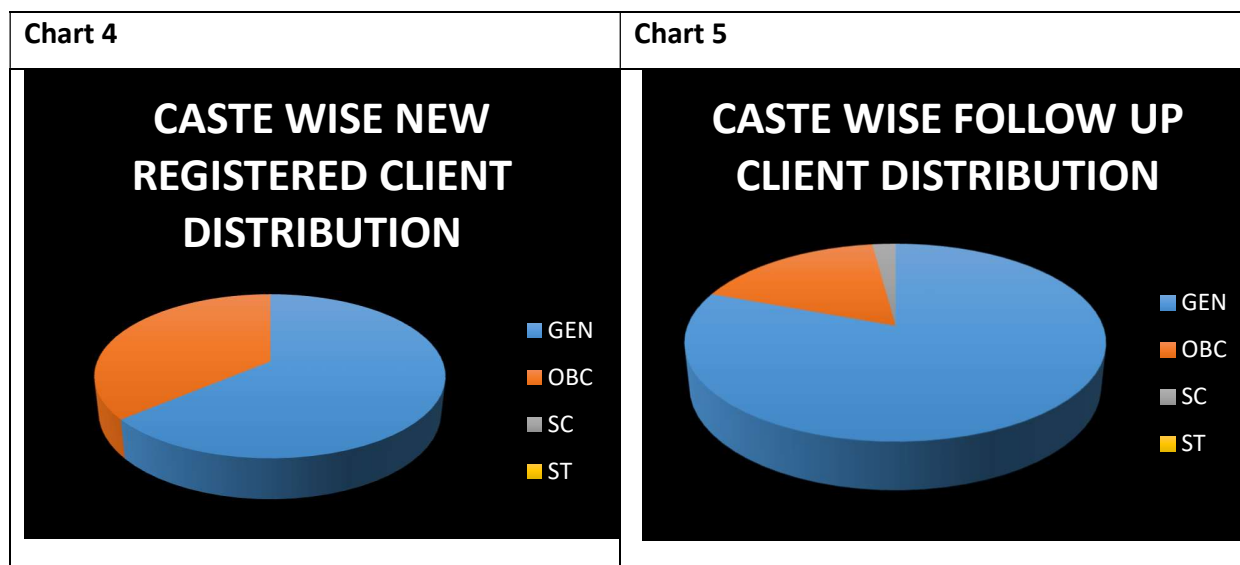
Sl. No	Title of Programme	Date	Venue	Name of Dept.	No of beneficiaries		
					M	F	TOTAL
1.	Group Therapy Session	03/06/2022	Seminar Hall, CRC	Speech Therapy	16	6	<b>22</b>
2.	World Environment Day	06/06/2022	CRC	Special Education	7	1	<b>08</b>
2.	Group Therapy Session	10/06/2022	Seminar Hall, CRC	Occupational Therapy	17	8	<b>25</b>
3.	Group Therapy Session	17/06/2022	Seminar Hall, CRC	Special Education	22	3	<b>25</b>
4.	International Yoga Day Celebration	22/06/2022	Seminar Hall, CRC	Clinical Psychology & Special Education	16	14	<b>30</b>
5.	Group Therapy Session	24/06/2022	Seminar Hall, CRC	Vocational Training	18	2	<b>20</b>
<b>Total</b>					<b>96</b>	<b>34</b>	<b>130</b>

**Table 06: CASTE WISE NEW REGISTERED BENEFICIARIES SERVICES FOR THE MONTH OF JUNE-2022**

Departments / Units	New				TOTAL
	GEN	OBC	SC	ST	
Service Registrations	<b>37</b>	<b>21</b>	<b>0</b>	<b>0</b>	<b>58</b>

**Table 07: CASTE WISE FOLLOW UP BENEFICIARIES SERVICES FOR THE MONTH OF JUNE-2022**

Departments / Units	Follow Up				TOTAL
	GEN	OBC	SC	ST	
Service Registrations	<b>1040</b>	<b>222</b>	<b>27</b>	<b>0</b>	<b>1289</b>



**Table 08: CASTE WISE NEW BENEFICIARIES SERVICES OF EACH DEPARTMENT FOR THE MONTH OF JUNE-2022**

Departments / Units	New				TOTAL
	GEN	OBC	SC	ST	
Clinical Psychology	3	5	0	0	8
Special Education	8	1	0	0	9
Speech & Hearing	8	1	0	0	9
PMR	0	0	0	0	0
Physiotherapy	4	2	0	0	6
Occupational Therapy	2	6	0	0	8
P & O	2	2	0	0	4
Social Work Unit	8	4	0	0	12
Vocational Training Unit/DAIL	1	0	0	0	1
Orientation & Mobility Unit	1	0	0	0	1
Developmental Therapy	0	0	0	0	0
<b>TOTAL</b>	<b>37</b>	<b>21</b>	<b>0</b>	<b>0</b>	<b>58</b>

**Table 09: CASTE WISE FOLLOW UP BENEFICIARIES SERVICES OF EACH DEPARTMENT FOR THE MONTH OF JUNE-2022**

Departments / Units	Follow Up				
	GEN	OBC	SC	ST	TOTAL
Clinical Psychology	25	11	0	0	36
Special Education	266	125	3	0	394
Speech & Hearing	190	16	2	0	208
PMR	0	0	0	0	0
Physiotherapy	177	17	12	0	206
Occupational Therapy	209	25	10	0	244
P & O	16	9	0	0	25
Social Work Unit	10	0	0	0	10
Vocational Training Unit/DAIL	124	19	0	0	143
Orientation & Mobility Unit	23	0	0	0	23
Developmental Therapy	0	0	0	0	0
<b>Total</b>	<b>1040</b>	<b>222</b>	<b>27</b>	<b>0</b>	<b>1289</b>

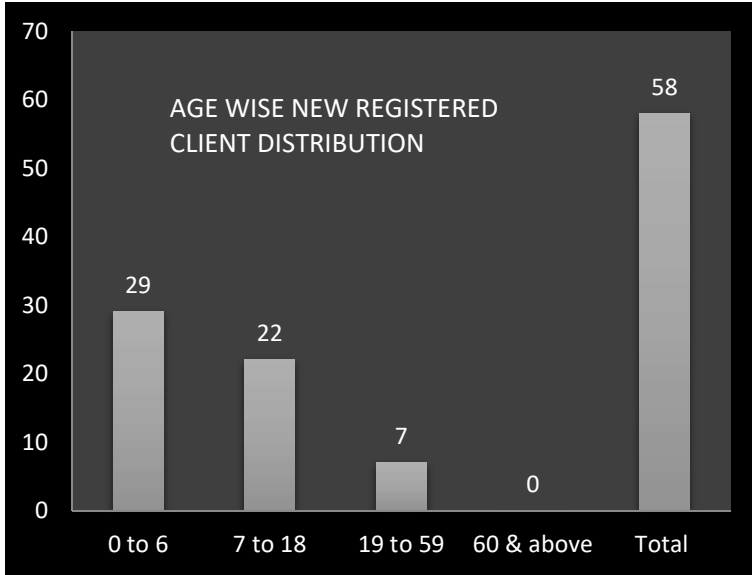
**Table 10: AGE WISE NEW REGISTERED BENEFICIARIES SERVICES FOR THE MONTH OF JUNE-2022**

Departments / Units	New				TOTAL
	0 to 6	7 to 18	19 to 59	60 & ABOVE	
Service Registrations	<b>29</b>	<b>22</b>	<b>7</b>	<b>0</b>	<b>58</b>

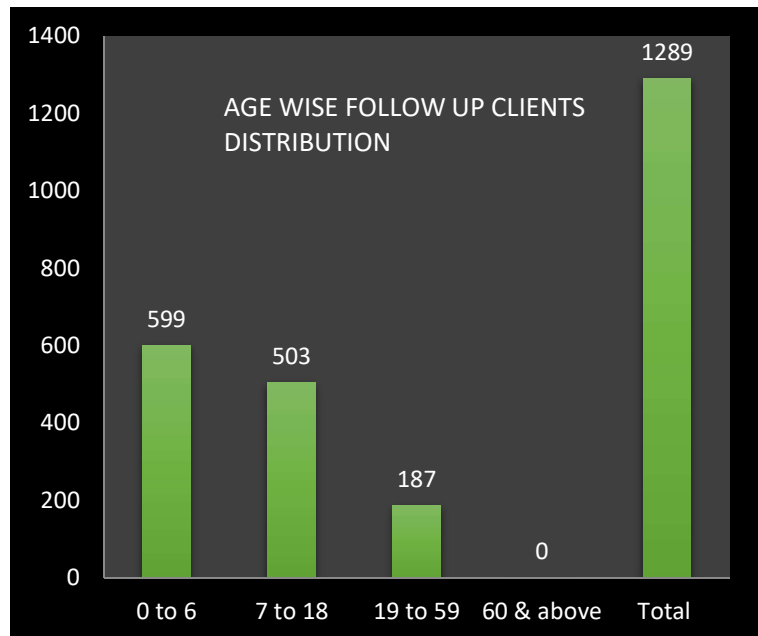
**Table 11: AGE WISE FOLLOW UP BENEFICIARIES SERVICES FOR THE MONTH OF JUNE-2022**

Departments / Units	Follow Up				TOTAL
	0 to 6	7 to 18	19 to 59	60 & ABOVE	
Service Registrations	599	503	187	0	1289

**Chart 6**



**Chart 7**



**Table 12: AGE WISE NEW BENEFICIARIES SERVICES OF EACH DEPARTMENT FOR THE MONTH OF JUNE-2022**

Departments / Units	New				TOTAL
	0 to 6	7 to 18	19 to 59	60 & ABOVE	
Clinical Psychology	3	3	2	0	8
Special Education	5	4	0	0	9
Speech & Hearing	7	2	0	0	9
PMR	0	0	0	0	0
Physiotherapy	1	4	1	0	6
Occupational Therapy	5	3	0	0	8
P & O	1	2	1	0	4
Social Work	7	4	1	0	12
Vocational Training Unit/DAIL	0	0	1	0	1
Orientation & Mobility Unit	0	0	1	0	1
Developmental Therapy	0	0	0	0	0
<b>Total</b>	<b>29</b>	<b>22</b>	<b>7</b>	<b>0</b>	<b>58</b>

**Table 13: AGE WISE FOLLOW UP BENEFICIARIES SERVICES OF EACH DEPARTMENT FOR THE MONTH OF JUNE-2022**

Departments / Units	Follow Up				TOTAL
	0 to 6	7 to 18	19 to 59	60 & ABOVE	
Clinical Psychology	18	15	3	0	36
Special Education	148	197	49	0	394
Speech & Hearing	180	28	0	0	208
PMR	0	0	0	0	0

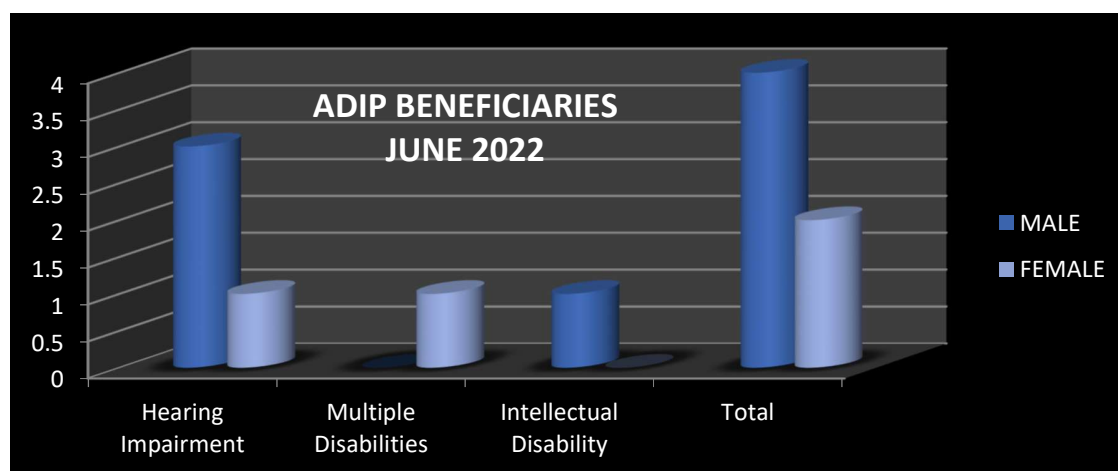


Physiotherapy	121	85	0	0	206
Occupational Therapy	124	115	5	0	244
P & O	7	18	0	0	25
Social Work Unit	1	9	0	0	10
Vocational Training Unit/ DAIL	0	13	130	0	143
Orientation & Mobility Unit	0	23	0	0	23
Developmental Therapy	0	0	0	0	0
<b>Total</b>	<b>599</b>	<b>503</b>	<b>187</b>	<b>0</b>	<b>1289</b>

**Table 14:** ADIP BENEFICIARIES FOR THE MONTH OF **JUNE 2022**

S.no	Disabilities Covered	Male	Female	Total
1.	Hearing Impairment	3	1	4
2.	Multiple Disabilities	0	1	1
3.	Intellectual Disability	1	0	1
	<b>Total</b>	<b>4</b>	<b>2</b>	<b>6</b>

**Chart 8**



**Table 15: DISABILITY WISE CLASSIFICATION FOR THE MONTH OF JUNE 2022**

Type of Disability	New			Follow up		
	M	F	T	M	F	T
LOCOMOTOR DISABILITY	2	0	2	3	0	3
LEPROSY CURED	0	0	0	0	0	0
CP	4	5	9	120	125	245
DWARFISM	0	0	0	0	0	0
MUSCULAR DYSTROPHY	0	0	0	0	0	0
BLINDNESS	0	0	0	7	0	7
LOW VISION	0	1	1	0	0	0
HARD OF HEARING	0	3	3	1	4	5
SPEECH & LG. DISABILITY	1	0	1	10	0	10
INTELLECTUAL DISABILITY (MR)	0	7	7	113	63	176
SPECIFIC LD	0	0	0	19	3	22
ASD	10	1	11	320	48	368
MENTAL ILLNESS	0	0	0	0	0	0
PARKINSON'S DISEASE	0	0	0	0	0	0
HEMOPHILIA	0	0	0	0	0	0
THALASEMIA	0	0	0	0	0	0
SICKLE CELL DISEASE	0	0	0	0	0	0
MULTIPLE DISABILITIES	10	2	12	219	65	284
GDD	0	0	0	46	10	56
OTHERS	9	3	12	90	26	113
<b>TOTAL</b>	<b>36</b>	<b>22</b>	<b>58</b>	<b>948</b>	<b>341</b>	<b>1289</b>

**Table 16: DISABILITY WISE CLASSIFICATION NEW BENEFICIARIES FOR THE MONTH OF JUNE 2022**

Dept	Clinical Psychology			Special Education			Sp. Language Communication			PMR			Physiotherapy		
	M	F	T	M	F	T	M	F	T	M	F	T	M	F	T
LOCOMOTOR DISABILITY	0	0	0	0	0	0	0	0	0	0	0	0	0	0	0
LEPROSY CURED	0	0	0	0	0	0	0	0	0	0	0	0	0	0	0
CP	1	1	2	0	1	1	0	0	0	0	0		1	1	2
DWARFISM	0	0	0	0	0	0	0	0	0	0	0	0	0	0	0
MUSCULAR DYSTROPHY	0	0	0	0	0	0	0	0	0	0	0	0	0	0	0
BLINDNESS	0	0	0	0	0	0	0	0	0	0	0	0	0	0	0
LOW VISION	0	0	0	0	0	0	0	0	0	0	0	0	0	0	0
HARD OF HEARING	0	0	0	0	1	1	0	0	0	0	0	0	0	0	0
SPEECH & LG. DISABILITY	0	0	0	0	0	0	0	0	0	0	0	0	0	0	0
INTELLECTUAL DISABILITY (MR)	0	0	0	0	4	4	0	0	0	0	0	0	0	0	0
SPECIFIC LD	0	0	0	0	0	0	0	0	0	0	0	0	0	0	0
ASD	2	0	2	0	0	0	5	0	5	0	0	0	0	0	0
MENTAL ILLNESS	0	0	0	0	0	0	0	0	0	0	0	0	0	0	0
PARKINSON'S DISEASE	0	0	0	0	0	0	0	0	0	0	0	0	0	0	0
HEMOPHILIA	0	0	0	0	0	0	0	0	0	0	0	0	0	0	0
THALASEMIA	0	0	0	0	0	0	0	0	0	0	0	0	0	0	0
SICKLE CELL DISEASE	0	0	0	0	0	0	0	0	0	0	0	0	0	0	0
MULTIPLE DISABILITIES	2	0	2	0	0	0	4	0	4	0	0	0	2	0	2
GDD	0	0	0	0	0	0	0	0	0	0	0	0	0	0	0
OTHERS	1	1	2	3	0	3	0	0	0	0	0	0	1	1	2
<b>TOTAL</b>	<b>6</b>	<b>2</b>	<b>8</b>	<b>3</b>	<b>6</b>	<b>9</b>	<b>9</b>	<b>0</b>	<b>9</b>	<b>0</b>	<b>0</b>	<b>0</b>	<b>4</b>	<b>2</b>	<b>6</b>

**Table 16(Contd...): DISABILITY WISE CLASSIFICATION NEW BENEFICIARIES FOR THE MONTH OF JUNE 2022**

Dept	OT			P & O			Social Work			VTU/DAIL			Orientation & Mobility		
	M	F	T	M	F	T	M	F	T	M	F	T	M	F	T
LOCOMOTOR DISABILITY	0	0	0	1	0	1	0	0	0	1	0	1	0	0	0
LEPROSY CURED	0	0	0	0	0	0	0	0	0	0	0	0	0	0	0
CP	0	1	1	1	1	2	1	0	1	0	0	0	0	0	0
DWARFISM	0	0	0	0	0	0	0	0	0	0	0	0	0	0	0
MUSCULAR DYSTROPHY	0	0	0	0	0	0	0	0	0	0	0	0	0	0	0
BLINDNESS	0	0	0	0	0	0	0	0	0	0	0	0	0	0	0
LOW VISION	0	0	0	0	0	0	0	0	0	0	0	0	0	1	1
HARD OF HEARING	0	1	1	0	0	0	0	1	1	0	0	0	0	0	0
SPEECH & LG. DISABILITY	0	0	0	0	0	0	1	0	1	0	0	0	0	0	0
INTELLECTUAL DISABILITY (MR)	0	1	1	0	1	1	0	1	1	0	0	0	0	0	0
SPECIFIC LD	0	0	0	0	0	0	0	0	0	0	0	0	0	0	0
ASD	3	0	3	0	0	0	1	0	1	0	0	0	0	0	
MENTAL ILLNESS	0	0	0	0	0	0	0	0	0	0	0	0	0	0	0
PARKINSON'S DISEASE	0	0	0	0	0	0	0	0	0	0	0	0	0	0	0
HEMOPHILIA	0	0	0	0	0	0	0	0	0	0	0	0	0	0	0
THALASEMIA	0	0	0	0	0	0	0	0	0	0	0	0	0	0	0
SICKLE CELL DISEASE	0	0	0	0	0	0	0	0	0	0	0	0	0	0	0
MULTIPLE DISABILITIES	1	1	2	0	0	0	1	1	2	0	0	0	0	0	0
GDD	0	0	0	0	0	0	0	0	0	0	0	0	0	0	0
OTHERS	0	0	0	0	0	0	4	1	5	0	0	0	0	0	0
<b>TOTAL</b>	<b>4</b>	<b>4</b>	<b>8</b>	<b>2</b>	<b>2</b>	<b>4</b>	<b>8</b>	<b>4</b>	<b>12</b>	<b>1</b>	<b>0</b>	<b>1</b>	<b>0</b>	<b>1</b>	<b>1</b>

**Table 17: DISABILITY WISE CLASSIFICATION FOLLOW UP BENEFICIARIES FOR THE MONTH OF JUNE 2022**


Dept	Clinical Psychology			Special Education			Sp. Language Communication.			PMR			Physiotherapy		
	M	F	T	M	F	T	M	F	T	M	F	T	M	F	T
LOCOMOTOR DISABILITY	0	0	0	0	0	0	0	0	0	0	0	0	0	0	0
LEPROSY CURED	0	0	0	0	0	0	0	0	0	0	0	0	0	0	0
CP	0	7	7	19	41	60	15	13	28	0	0	0	45	39	84
DWARFISM	0	0	0	0	0	0	0	0	0	0	0	0	0	0	0
MUSCULAR DYSTROPHY	0	0	0	0	0	0	0	0	0	0	0	0	0	0	0
BLINDNESS	0	0	0	0	0	0	0	0	0	0	0	0	0	0	0
LOW VISION	0	0	0	0	0	0	0	0	0	0	0	0	0	0	0
HARD OF HEARING	0	0	0	0	1	1	4	0	4	0	0	0	0	0	0
SPEECH & LG. DISABILITY	0	0	0	6	0	6	4	0	4	0	0	0	0	0	0
INTELLECTUAL DISABILITY	1	7	8	14	44	58	8	0	8	0	0	0	0	0	0
SPECIFIC LD	0	0	0	0	0	0	0	0	0	0	0	0	0	0	0
ASD	9	0	9	76	0	76	75	23	98	0	0	0	29	17	46
MENTAL ILLNESS	0	0	0	0	0	0	0	0	0	0	0	0	0	0	0
PARKINSON'S DISEASE	0	0	0	0	0	0	0	0	0	0	0	0	0	0	0
HEMOPHILIA	0	0	0	0	0	0	0	0	0	0	0	0	0	0	0
THALASEMIA	0	0	0	0	0	0	0	0	0	0	0	0	0	0	0
SICKLE CELL DISEASE	0	0	0	0	0	0	0	0	0	0	0	0	0	0	0
MULTIPLE DISABILITIES	6	0	6	94	32	126	52	0	52	0	0	0	12	12	24
GDD	0	1	1	27	4	31	5	0	5	0	0	0	8	0	8
OTHERS	4	1	5	36	0	36	9	0	9	0	0	0	25	19	44
<b>TOTAL</b>	<b>20</b>	<b>16</b>	<b>36</b>	<b>272</b>	<b>122</b>	<b>394</b>	<b>172</b>	<b>36</b>	<b>208</b>	<b>0</b>	<b>0</b>	<b>0</b>	<b>119</b>	<b>87</b>	<b>206</b>

**Table 17 (Contd...): DISABILITY WISE CLASSIFICATION FOLLOW UP BENEFICIARIES** <sup>211</sup>  
**FOR THE MONTH OF JUNE 2022**

Dept	OT			P & O			Social Work			VTU/DAIL			Orientation & Mobility		
	M	F	T	M	F	T	M	F	T	M	F	T	M	F	T
<b>TYPE OF DISABILITY</b>	M	F	T	M	F	T	M	F	T	M	F	T	M	F	T
<b>LOCOMOTOR DISABILITY</b>	0	0	0	0	0	0	0	0	0	3	0	3	0	0	0
<b>LEPROSY CURED</b>	0	0	0	0	0	0	0	0	0	0	0	0	0	0	0
<b>CP</b>	33	25	58	8	0	8	0	0	0	0	0	0	0	0	0
<b>DWARFISM</b>	0	0	0	0	0	0	0	0	0	0	0	0	0	0	0
<b>MUSCULAR DYSTROPHY</b>	0	0	0	0	0	0	0	0	0	0	0	0	0	0	0
<b>BLINDNESS</b>	7	0	7	0	0	0	0	0	0	0	0	0	0	0	0
<b>LOW VISION</b>	0	0	0	0	0	0	0	0	0	0	0	0	0	0	0
<b>HARD OF HEARING</b>	0	0	0	0	0	0	0	0	0	0	0	0	0	0	0
<b>SPEECH &amp; LG. DISABILITY</b>	0	0	0	0	0	0	0	0	0	90	12	102	0	0	0
<b>INTELLECTUAL DISABILITY (MR)</b>	0	0	0	0	0	0	0	3	3	19	0	19	0	0	0
<b>SPECIFIC LD</b>	106	7	113	0	0	0	6	1	7	19	0	19	0	0	0
<b>ASD</b>	0	0	0	0	0	0	0	0	0	0	0	0	0	0	0
<b>MENTAL ILLNESS</b>	0	0	0	0	0	0	0	0	0	0	0	0	0	0	0
<b>PARKINSON'S DISEASE</b>	0	0	0	0	0	0	0	0	0	0	0	0	0	0	0
<b>HEMOPHILIA</b>	0	0	0	0	0	0	0	0	0	0	0	0	0	0	0
<b>THALASEMIA</b>	0	0	0	0	0	0	0	0	0	0	0	0	0	0	0
<b>SICKLE CELL DISEASE</b>	0	0	0	0	0	0	0	0	0	0	0	0	0	0	0
<b>MULTIPLE DISABILITIES</b>	16	20	36	16	1	17	0	0	0	0	0	0	23	0	23
<b>GDD</b>	6	5	11	0	0	0	0	0	0	0	0	0	0	0	0
<b>OTHERS</b>	13	6	19	0	0	0	0	0	0	0	0	0	0	0	0
<b>TOTAL</b>	<b>181</b>	<b>63</b>	<b>244</b>	<b>24</b>	<b>1</b>	<b>25</b>	<b>6</b>	<b>4</b>	<b>10</b>	<b>131</b>	<b>12</b>	<b>143</b>	<b>23</b>	<b>0</b>	<b>23</b>


**PICTORIAL REPERESNTATION OF CRC ACTIVITIES -MONTH OF JUNE 2022**

**GROUP THERAPY SESSIONS**



**WORLD ENVIRONMENTAL DAY CELEBRATION 6 JUNE 2022**

**Planting the saplings**





**INTERNATIONAL YOGA DAY CELEBRATION ON 21 JUNE 2022**



**Shri.Sharma, Shrimati.Seeta Ram & Shrimati.Jyoti from ART OF LIVING FOUNDATION were conducted a Yoga session for all clients and staff members of CRC,A&N -Islands.**



**DAILY ACTIVITIES OF VARIOUS UNITS**

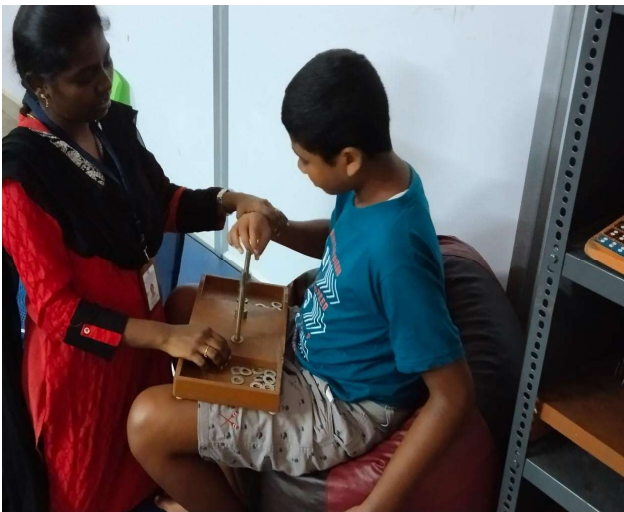
**Clinical Psychology**




**Physiotherapy**



**Occupational Therapy**



**Speech Therapy**



**Special Education**



**Special Education**



**Special Education**



**Prosthetics & Orthotics**



**Social Work & Placement**

**Vocational Training Unit**



**Orientation & Mobility Unit**

**ADIP**

