

**COMPOSITE REGIONAL CENTRE FOR SKILL
DEVELOPMENT, REHABILITATION & EMPOWERMENT OF
PERSONS WITH DISABILITIES,
(CRC) - Andaman & Nicobar Islands**

(Under the Administrative Control of NIEPMD (Divyangjan), Chennai: NAAC Accredited; ISO 9001:2015 Certified)
Department of Empowerment of Persons with Disabilities (Divyangjan)
Ministry of Social Justice & Empowerment, Govt. of India
Brookshabad, Port Blair, South Andaman – 744112



Consolidated Report for the month of
JULY-2020

BENEFICIARIES DETAILED SERVICES

Table 1: DETAILS OF TOTAL REGISTERED CLIENTS (NEW CASE) FOR THE MONTH OF JULY 2020

Departments / Units	New		
	Male	Female	Total
Registered Clients	11	09	20

Table 2: DETAILS OF BENEFICIARIES REGISTRATIONS (NEW CASE & FOLLOW UP) FOR THE MONTH OF JULY 2020

Departments / Units	New			Follow up		
	Male	Female	Total	Male	Female	Total
Service Registration	46	25	71	353	129	482

Table 3: DETAILS OF SUPPROTING SERVICE FOR THE MONTH OF JULY 2020

Departments / Units	Supportive Services		
	Male	Female	Total
Service Registration	274	125	399

Table 4: DETAILS OF BENEFICIARIES SERVICES OF EACH DEPARTMENT FOR THE MONTH OF JULY 2020

Departments / Units	New			Follow up			Supportive Services		
	Male	Female	Total	Male	Female	Total	Male	Female	Total
Clinical Psychology	02	00	02	39	13	52	39	13	52
Special Education	02	02	04	83	25	108	54	23	77
Speech & Hearing	09	05	14	86	34	120	45	22	67
PMR	00	00	00	00	00	00	00	00	00
Physiotherapy	04	03	07	39	17	56	09	09	18
Occupational Therapy	00	09	09	41	17	58	42	17	59
P & O	02	06	08	27	06	33	01	0	1
Social Work Unit	11	09	20	0	0	0	46	24	70
Vocational Training Unit	07	00	07	38	17	55	38	17	55

Developmental Therapy	00	0	00	00	00	00	00	00	00
TOTAL	37	34	71	353	129	482	274	125	399

Table 5: DETAILS OF SHORT TERM TRAINING PROGRAMMES / AWARENESS GENERATION PROGRAMS / CAMPS / OTHER PROGRAMME CONDUCTED BY CRC-A&N ISLANDS FOR THE MONTH OF <u>JULY 2020</u>							
Sl. No	Title of Programme	Date	Venue	Name of Dept.	No of beneficiaries		
					M	F	TOTAL

Table 6: CASTE/ CATEGORY WISE : NEW REGISTERED BENEFICIARIES SERVICES FOR THE MONTH OF JULY 2020

Departments / Units	New				
	SC	ST	OBC	GEN.	TOTAL
Service Registrations	12	03	22	34	71

Table 7: CASTE/ CATEGORY WISE : FOLLOW UP BENEFICIARIES SERVICES FOR THE MONTH OF JULY 2020

Departments / Units	Follow up				
	SC	ST	OBC	GEN.	TOTAL
Service Registrations	45	34	190	213	482

Table 8: CASTE/ CATEGORY WISE NEW REGISTERED BENEFICIARIES SERVICES OF EACH DEPARTMENT FOR THE MONTH OF JULY 2020

Departments / Units	New				
	SC	ST	OBC	GEN	TOTAL
Clinical Psychology	00	00	01	01	02
Special Education	01	00	00	03	04
Speech & Hearing	02	01	05	06	14
PMR	00	00	00	00	00
Physiotherapy	01	00	03	03	07
Occupational Therapy	02	01	02	04	09
P & O	02	00	03	03	08
Social Work Unit	03	01	05	11	20
Vocational Training Unit	01	00	01	05	07

Developmental Therapy	00	00	00	00	00
Total	12	03	20	36	71

Table 9: CASTE/ CATEGORY WISE FOLLOW UP BENEFICIARIES SERVICES OF EACH DEPARTMENT FOR THE JULY 2020

Departments / Units	Follow up				
	SC	ST	OBC	GEN	TOTAL
Clinical Psychology	06	06	16	24	052
Special Education	10	05	59	34	108
Speech & Hearing	12	06	42	60	120
PMR	00	00	00	00	000
Physiotherapy	05	07	18	26	056
Occupational Therapy	09	09	11	29	058
P & O	00	00	26	07	033
Social Work Unit	00	00	00	00	000
Vocational Training Unit	03	01	15	26	055
Developmental Therapy	00	00	00	00	000
Total	45	34	190	213	482

Table 10: AGE WISE NEW REGISTERED BENEFICIARIES SERVICES FOR THE MONTH OF JULY 2020

Departments / Units	New				
	0 to 6	7 to 18	19 to 59	60 & ABOVE	TOTAL
Service Registrations	04	48	19	00	71

Table 11: AGE WISE FOLLOW UP BENEFICIARIES SERVICES FOR THE MONTH OF JULY 2020

Departments / Units	Follow Up				
	0 to 6	7 to 18	19 to 59	60 & ABOVE	TOTAL
Service Registrations	082	312	088	000	482

Table 12: AGE WISE NEW BENEFICIARIES SERVICES OF EACH DEPARTMENT FOR THE MONTH OF JULY 2020

Departments / Units	New				
	0 to 6	7 to 18	19 to 59	60 & ABOVE	TOTAL
Clinical Psychology	01	01	00	00	02
Special Education	01	03	00	00	04

Speech & Hearing	03	06	05	00	14
PMR	00	00	00	00	00
Physiotherapy	01	04	02	00	07
Occupational Therapy	03	06	00	00	09
P & O	01	03	04	00	08
Social Work Unit	03	11	06	00	20
Vocational Training Unit/DAIL	00	04	03	00	07
Developmental Therapy	00	00	00	00	00
Total	13	38	20	00	71

Table 13: AGE WISE FOLLOW UP BENEFICIARIES SERVICES OF EACH DEPARTMENT FOR THE MONTH OF JULY 2020

Departments / Units	Follow Up				TOTAL
	0 to 6	7 to 18	19 to 59	60 & ABOVE	
Clinical Psychology	11	30	11	00	052
Special Education	18	57	23	00	108
Speech & Hearing	16	85	19	00	120
PMR	00	00	00	00	00
Physiotherapy	13	31	12	00	056
Occupational Therapy	14	44	00	00	058
P & O	00	16	17	00	033
Social Work Unit	00	00	00	00	00
Vocational Training Unit/ DAIL	00	49	06	00	055
Developmental Therapy	00	00	00	00	00
Total	082	312	088	00	482

Table 14: ADIP BENEFICIARIES FOR THE MONTH OF JULY 2020

Sr. No.	Disabilities (Divyangjan) Covered	Male	Female	Total

Table 15: DISABILITY WISE CLASSIFICATION FOR THE MONTH OF JULY 2020

Type of Disability	New			Follow up		
	M	F	T	M	F	T
LOCOMOTOR DISABILITY	04	05	09	21	00	21
LEPROSY CURED	00	00	00	00	00	00
CP	12	01	13	59	29	88
DWARFISM	01	00	01	00	00	80
MUSCULAR DYSTROPHY	00	00	00	00	00	00
BLINDNESS	00	00	00	03	00	03
LOW VISION	00	00	00	43	11	54
DEAF	00	00	00	52	00	52
HARD OF HEARING	06	03	09	32	08	40
SPEECH & Hg. DISABILITY	01	05	06	26	02	28
INTELLECTUAL DISABILITY (MR)	03	06	09	27	24	51
SPECIFIC LEARNING DISABILITIES	07	02	09	26	11	37
ASD	02	03	05	29	12	41
MENTAL ILLNESS	00	00	00	00	00	00
MULTIPLE SCLEROSIS	00	00	00	00	00	00
PARKINSON'S DISEASE	00	00	00	00	00	00
HEMOPHILIA	00	00	00	00	00	00
THALASSEMIA	00	00	00	00	00	00
SICKLE CELL DISEASE	00	00	00	00	00	00
MULTIPLE DISABILITIES	02	06	08	30	30	60
GDD	00	00	00	02	00	02
OTHERS	00	00	00	03	02	05
Total	37	34	71	353	129	482

Table 16: DISABILITY WISE CLASSIFICATION NEW BENEFICIARIES FOR THE MONTH OF JULY 2020

Dept	Clinical Psychology			Special Education			Sp. Language Communication.			PMR			Physiotherapy		
	M	F	T	M	F	T	M	F	T	M	F	T	M	F	T
LOCOMOTOR DISABILITY	1	0	1	0	0	0	0	0	0	0	0	0	3	1	4
LEPROSY CURED	0	0	0	0	0	0	0	0	0	0	0	0	0	0	0
CP	0	0	0	0	0	0	2	0	2	0	0	0	0	0	0
DWARFISM	0	0	0	0	0	0	0	0	0	0	0	0	0	0	0
MUSCULAR DYSTROPHY	0	0	0	0	0	0	0	0	0	0	0	0	0	0	0
BLINDNESS	0	0	0	0	0	0	0	0	0	0	0	0	0	0	0
LOW VISION	0	0	0	0	0	0	0	0	0	0	0	0	0	0	0
DEAF	0	0	0	0	0	0	0	0	0	0	0	0	0	0	0
HARD OF HEARING	0	0	0	0	0	0	3	2	5	0	0	0	0	0	0
SPEECH & LG. DISABILITY	0	0	0	0	0	0	0	2	2	3	0	0	0	0	0
INTELLECTUAL DISABILITY (MR)	1	0	1	2	2	4	3	5	8	0	0	0	1	0	1
SPECIFIC LD	0	0	0	0	0	0	0	0	0	0	0	0	0	1	1
ASD	0	0	0	0	0	0	1	0	1	0	0	0	0	0	0
MENTAL ILLNESS	0	0	0	0	0	0	0	0	0	0	0	0	0	0	0
PARKINSON'S DISEASE	0	0	0	0	0	0	0	0	0	0	0	0	0	0	0

HEMOPHILIA	0	0	0	0	0	0	0	0	0	0	0	0	0	0	0
THALASEMIA	0	0	0	0	0	0	0	0	0	0	0	0	0	0	0
SICKLE CELL DISEASE	0	0	0	0	0	0	0	0	0	0	0	0	0	0	0
MULTIPLE DISABILITIES	0	0	0	0	0	0	0	0	0	0	0	0	0	1	1
GDD	0	0	0	0	0	0	0	0	8	0	0	0	0	0	0
OTHERS	0	0	0	0	0	0	0	0	0	0	0	0	0	0	0
TOTAL	2	0	2	2	2	4	9	5	14	0	0	0	4	3	7

Table 16 (Contd...): DISABILITY WISE CLASSIFICATION NEW BENEFICIARIES FOR THE MONTH OF JULY 2020

Dept	OT			P & O			Social Work			VTU/DAIL			Developmental Therapy		
	M	F	T	M	F	T	M	F	T	M	F	T	M	F	T
LOCOMOTOR DISABILITY	0	0	0	1	2	3	2	1	3	1	0	1	0	0	0
LEPROSY CURED	0	0	0	0	0	0	0	0	0	0	0	0	0	0	0
CP	0	2	2	0	0	0	2	4	6	2	0	1	0	0	0
DWARFISM	0	0	0	0	0	0	0	0	0	0	0	0	0	0	0
MUSCULAR DYSTROPHY	0	0	0	0	0	0	2	1	3	0	0	0	0	0	0
BLINDNESS	0	0	0	0	0	0	0	0	0	0	0	0	0	0	0
LOW VISION	0	0	0	0	0	0	0	1	1	0	0	0	0	0	0
DEAF	0	0	0	0	0	0	0	0	0	0	0	0	0	0	0
HARD OF HEARING	0	0	0	0	0	0	1	0	3	0	0	0	0	0	0
OSPEECH & LG. DISABILITY	0	0	0	0	0	0	0	0	0	0	0	0	0	0	0
INTELLECTUAL DISABILITY (MR)	0	2	2	1	3	4	2	0	4	3	0	1	0	0	0
SPECIFIC LD	0	0	0	0	0	0	0	0	16	0	0	0	0	0	0
ASD	0	2	2	0	0	0	1	0	22	0	0	0	0	0	0
MENTAL ILLNESS	0	0	0	0	0	0	0	0	1	0	0	0	0	0	0

PARKINSON'S DISEASE	0	0	0	0	0	0	0	0	0	0	0	0	0	0	0
HEMOPHILIA	0	0	0	0	0	0	0	0	0	0	0	0	0	0	0
THALASEMIA	0	0	0	0	0	0	0	0	0	0	0	0	0	0	0
SICKLE CELL DISEASE	0	0	0	0	0	0	0	0	0	0	0	0	0	0	0
MULTIPLE DISABILITIES	0	3	2	0	1	1	1	2	6	1	0	1	0	0	0
GDD	0	0	0	0	0	0	0	0	2	0	0	0	0	0	0
OTHERS	0	0	0	0	0	0	0	0	0	0	0	0	0	0	0
TOTAL	0	9	09	2	6	8	11	9	20	7	0	7	0	0	0

Table 17: DISABILITY WISE CLASSIFICATION FOLLOW UP FOR THE MONTH OF JULY 2020

Dept	Clinical Psychology			Special Education			Sp. Language Communication.			PMR			Physiotherapy		
	M	F	T	M	F	T	M	F	T	M	F	T	M	F	T
LOCOMOTOR DISABILITY	2	0	2	0	0	0	0	0	0	0	0	0	24	0	24
LEPROSY CURED	0	0	0	0	0	0	0	0	0	0	0	0	0	0	0
CP	4	0	4	15	2	17	18	2	20	0	0	0	8	3	11
DWARFISM	0	0	0	0	0	0	0	0	0	0	0	0	0	0	0
MUSCULAR DYSTROPHY	0	0	0	0	0	0	0	0	0	0	0	0	0	0	0
BLINDNESS	0	0	0	0	0	0	0	0	0	0	0	0	0	0	0
LOW VISION	0	0	0	20	4	24	0	0	0	0	0	0	0	0	0
DEAF	0	0	0	0	0	0	0	0	0	0	0	0	0	0	0
HARD OF HEARING	0	0	0	05	0	5	30	16	46	0	0	0	0	0	0
SPEECH & LG. DISABILITY	0	0	0	0	0	0	0	0	0	0	0	0	0	0	0
INTELLECTUAL DISABILITY (MR)	12	3	15	24	6	30	18	4	22	0	0	0	0	2	2
SPECIFIC LEARNING DISABILITIES	2	2	4	11	0	11	0	0	0	0	0	0	0	0	0
ASD	9	4	13	10	4	14	10	6	16	0	0	0	0	6	6
MENTAL ILLNESS	0	0	0	0	0	0	0	0	0	0	0	0	0	0	0
THALASSEMIA	0	0	0	0	0	0	0	0	0	0	0	0	0	0	0
SICKLE CELL DISEASE	0	0	0	0	0	0	0	0	0	0	0	0	0	0	0
MULTIPLE DISABILITIES	7	5	12	0	7	7	10	6	16	0	0	0	7	6	13
GDD	0	0	0	0	0	0	0	0	0	0	0	0	0	0	0

OTHERS	3	0	3	0	0	0	0	0	0	0	0	0	0	0	0
TOTAL	39	13	52	85	23	108	86	34	120	0	0	0	39	17	56

Table 18 (Contd...): DISABILITY WISE CLASSIFICATION FOLLOW UP FOR THE YEAR, 2019-2020

Dept	OT			P & O			Social Work			VTU/DAIL			Development al Therapy		
	M	F	T	M	F	T	M	F	T	M	F	T	M	F	T
LOCOMOT OR DISABILITY	0	0	0	8	2	10	0	0	0	11	0	11	0	0	0
LEPROSY CURED	0	0	0	0	0	0	0	0	0	0	0	0	0	0	0
CP	26	5	31	2	3	5	0	0	0	0	0	0	0	0	0
DWARFISM	0	0	0	0	0	0	0	0	0	0	0	0	0	0	0
MUSCULAR DYSTROPHY	0	0	0	0	0	0	0	0	0	0	0	0	0	0	0
BLINDNES S	0	0	0	0	0	0	0	0	0	0	0	0	0	0	0
LOW VISION	0	0	0	0	0	0	0	0	0	0	0	0	0	0	0
DEAF	0	0	0	0	0	0	0	0	0	0	0	0	0	0	0
HARD OF HEARING	0	0	0	0	0	0	0	0	0	0	0	0	0	0	0
SPEECH & LG. DISABILITY	0	0	0	0	0	0	0	0	0	0	0	0	0	0	0
INTELLECTUAL DISABILITY (MR)	3	6	9	5	0	5	0	0	0	21	11	32	0	0	0
OSPECIFIC LEARNING DISABILITI ES	0	0	0	0	0	0	0	0	0	0	0	0	0	0	0
ASD	10	4	14	0	0	0	0	0	0	5	3	8	0	0	0
MENTAL ILLNESS	0	0	0	0	0	0	0	0	0	0	0	0	0	0	0
THALASSE MIA	0	0	0	0	0	0	0	0	0	0	0	0	0	0	0

SICKLE CELL DISEASE	0	0	0	0	0	0	0	0	0	0	0	0	0	0	0	<i>1</i>
MULTIPLE DISABILITIES	2	2	4	12	1	13	0	0	0	1	3	4	0	0	0	
GDD	0	0	0	0	0	0	0	0	0	0	0	0	0	0	0	
OTHERS	0	0	0	0	0	0	0	0	0	0	0	0	0	0	0	
TOTAL	41	17	58	27	6	33	0	0	0	38	17	55	0	0	0	

COMPOSITE REGIONAL CENTRE FOR SKILL DEVELOPMENT, REHABILITATION & EMPOWERMENT OF PERSONS WITH DISABILITIES,

(CRC) - Andaman & Nicobar Islands

(Under the Administrative Control of NIEPMD (Divyangjan), Chennai: NAAC Accredited; ISO 9001:2015 Certified)

1

Department of Empowerment of Persons with Disabilities (Divyangjan) Ministry of Social
Justice & Empowerment, Govt. of India

Brookshabad, Port Blair, South Andaman – 744112



Consolidated Report for the month of AUGUST-2020

**COMPOSITE REGIONAL CENTRE FOR SKILL
DEVELOPMENT, REHABILITATION & EMPOWERMENT**

BENEFICIARIES DETAILED SERVICES**Table 1: DETAILS OF TOTAL REGISTERED CLIENTS (NEW CASE) FOR THE MONTH OF AUGUST 2020**

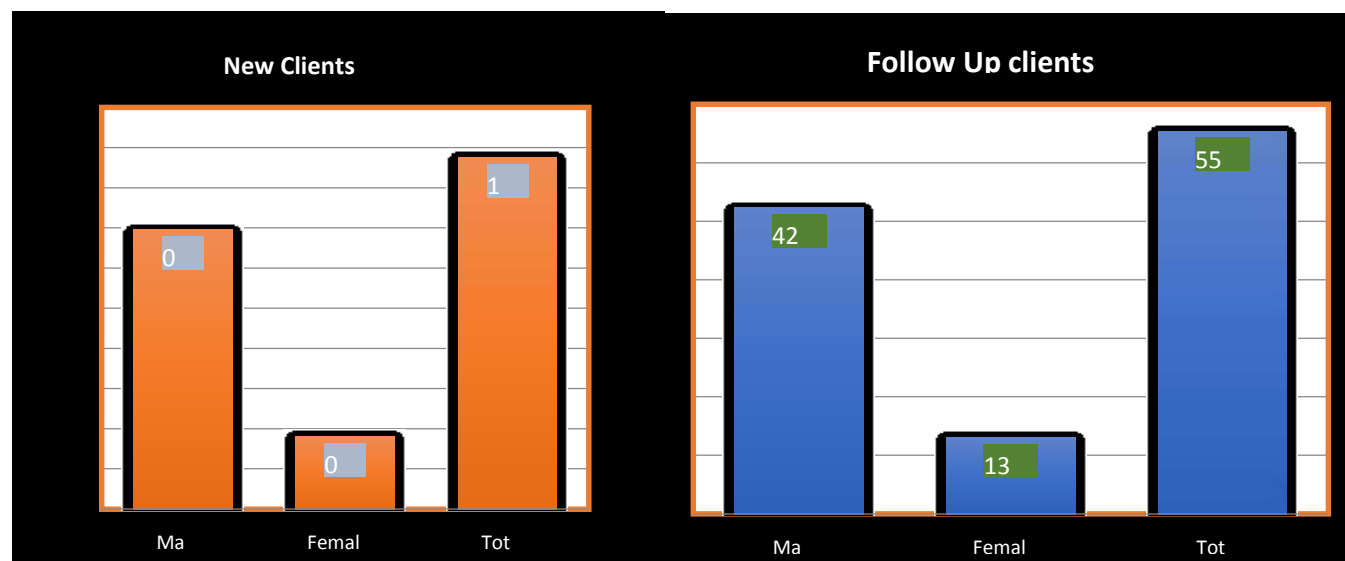
Departments / Units	New		
	Male	Female	Total
Registered Clients	01	00	01

Table 2: DETAILS OF BENEFICIARIES REGISTRATIONS (NEW CASE & FOLLOW UP) FOR THE MONTH OF AUGUST 2020

Departments / Units	New			Follow up		
	Male	Female	Total	Male	Female	Total
Service Registration	05	06	11	420	133	553

Table 3: DETAILS OF SUPPROTING SERVICE FOR THE MONTH OF AUGUST 2020

Departments / Units	Supportive Services		
	Male	Female	Total
Service Registration	442	138	580

**Table 4: DETAILS OF BENEFICIARIES SERVICES OF EACH DEPARTMENT FOR THE MONTH OF AUGUST 2020**

Departments / Units	New			Follow up			Supportive Services		
	Male	Female	Total	Male	Female	Total	Male	Female	Total
Clinical Psychology	00	00	00	51	21	72	51	21	72
Special Education	00	00	00	63	24	87	47	15	62
Speech & Hearing	05	06	11	91	38	129	91	38	129
PMR	00	00	00	00	00	00	00	00	00
Physiotherapy	00	00	00	48	19	67	48	19	67
Occupational Therapy	00	00	00	79	12	91	79	12	91
P & O	00	00	00	37	07	44	37	07	44
Social Work Unit	01	00	01	00	00	00	38	14	52
Vocational Training Unit	00	00	00	51	12	63	51	12	63
Developmental	00	00	00	00	00	00	00	00	00

Therapy									
TOTAL	06	06	12	420	133	553	441	138	579

Table 5: DETAILS OF SHORT TERM TRAINING PROGRAMMES / AWARENESS GENERATION PROGRAMS / CAMPS / OTHER PROGRAMME CONDUCTED BY CRC-A&N ISLANDS FOR THE MONTH OF AUGUST 2020

Sl. No	Title of Programme	Date	Venue	Name of Dept.	No of beneficiaries		
					M	F	TOTAL
1.	Independence day	15.08.2020	CRC-A&N Islands	All Departments	06	02	08

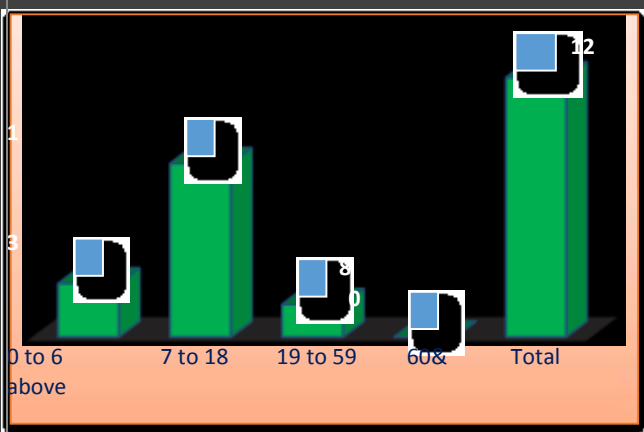
Table 06: AGE WISE NEW REGISTERED BENEFICIARIES SERVICES FOR THE MONTH OF AUGUST 2020

Departments / Units	New				TOTAL
	0 to 6	7 to 18	19 to 59	60 & ABOVE	
Service Registrations	03	01	08	00	12

Table 07: AGE WISE FOLLOW UP BENEFICIARIES SERVICES FOR THE MONTH OF AUGUST 2020

Departments / Units	Follow Up				TOTAL
	0 to 6	7 to 18	19 to 59	60 & ABOVE	
Service Registrations	120	348	085	000	553

AGE WISE NEW CLIENTS



Age Wise Follow Up

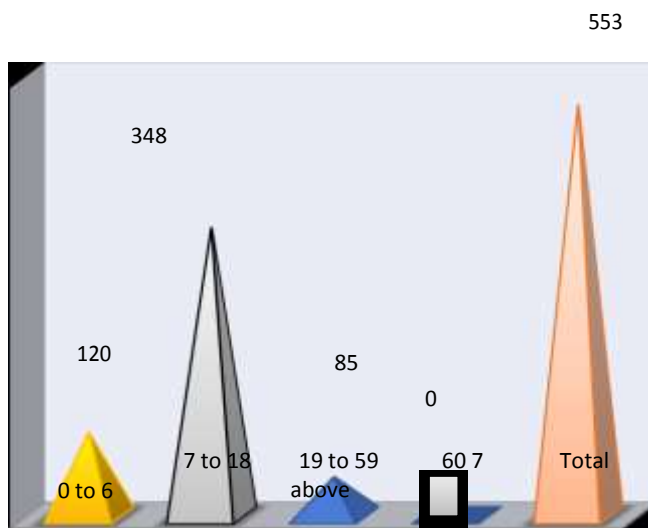


Table 08: AGE WISE NEW BENEFICIARIES SERVICES OF EACH DEPARTMENT FOR THE MONTH OF AUGUST 2020

Departments / Units	New				TOTAL
	0 to 6	7 to 18	19 to 59	60 & ABOVE	
Clinical Psychology	00	00	00	00	00
Special Education	00	00	00	00	00
Speech & Hearing	02	01	08	00	11
PMR	00	00	00	00	00
Physiotherapy	00	00	00	00	00
Occupational Therapy	00	00	00	00	00

P & O	00	00	00	00	00
Social Work Unit	01	00	00	00	01
Vocational Training Unit/DAIL	00	00	00	00	00
Developmental Therapy	00	00	00	00	00
Total	03	01	08	00	12

Table 09: AGE WISE FOLLOW UP BENEFICIARIES SERVICES OF EACH DEPARTMENT FOR THE MONTH OF AUGUST 2020

Departments / Units	Follow Up				TOTAL
	0 to 6	7 to 18	19 to 59	60 & ABOVE	
Clinical Psychology	24	42	06	00	72
Special Education	14	59	14	00	087
Speech & Hearing	34	87	08	00	129
PMR	00	00	00	00	00
Physiotherapy	16	43	08	00	67
Occupational Therapy	25	66	00	00	91
P & O	00	16	28	00	44
Social Work Unit	00	00	00	00	00
Vocational Training Unit/DAIL	00	23	40	00	63
Developmental Therapy	00	00	00	00	00
Total	113	336	104	00	553

Table 10: ADIP BENEFICIARIES FOR THE MONTH OF AUGUST 2020

Sr. No.	Disabilities (Divyangjan) Covered	Male	Female	Total
---------	-----------------------------------	------	--------	-------

Table 11: DISABILITY WISE CLASSIFICATION FOR THE MONTH OF AUGUST 2020

Type of Disability	New			Follow up		
	M	F	T	M	F	T
LOCOMOTOR DISABILITY	00	00	00	21	00	21
LEPROSY CURED	00	00	00	00	00	00
CP	00	00	00	71	29	100
DWARFISM	00	00	00	00	00	00
MUSCULAR DYSTROPHY	00	00	00	00	00	00
BLINDNESS	00	00	00	04	00	04
LOW VISION	00	00	00	43	11	54
DEAF	00	00	00	52	00	52
HARD OF HEARING	00	00	00	32	12	44
SPEECH & Hg. DISABILITY	01	00	01	42	02	44
INTELLECTUAL DISABILITY (MR)	00	00	00	43	24	51
SPECIFIC LEARNING DISABILITIES	00	00	00	26	11	37
ASD	00	00	00	48	12	60
MENTAL ILLNESS	00	00	00	00	00	00
MULTIPLE SCLEROSIS	00	00	00	00	00	00
PARKINSON'S DISEASE	00	00	00	00	00	00
HEMOPHILIA	00	00	00	00	00	00
THALASSEMIA	00	00	00	00	00	00
SICKLE CELL DISEASE	00	00	00	00	00	00
MULTIPLE DISABILITIES	00	00	00	33	30	63
GDD	00	00	00	02	00	02
OTHERS	00	00	00	03	02	05
Total	01	00	01	420	129	553

DEAF	0	0	0	0	0	0	0	0	0	0	0	0	0	0	0
HARD OF HEARING	0	0	0	0	0	0	0	0	0	0	0	0	0	0	0
SPEECH & LG. DISABILITY	0	0	0	0	0	0	1	0	1	0	0	0	0	0	0
INTELLECTUAL DISABILITY (MR)	0	0	0	0	0	0	0	0	0	0	0	0	0	0	0
SPECIFIC LD	0	0	0	0	0	0	0	0	0	0	0	0	0	0	0
ASD	0	0	0	0	0	0	0	0	0	0	0	0	0	0	0
MENTAL ILLNESS	0	0	0	0	0	0	0	0	0	0	0	0	0	0	0

PARKINSON'S DISEASE	0	0	0	0	0	0	0	0	0	0	0	0	0	0	0
HEMOPHILIA	0	0	0	0	0	0	0	0	0	0	0	0	0	0	0
THALASEMIA	0	0	0	0	0	0	0	0	0	0	0	0	0	0	0
SICKLE CELL DISEASE	0	0	0	0	0	0	0	0	0	0	0	0	0	0	0
MULTIPLE DISABILITIES	0	0	0	0	0	0	0	0	0	0	0	0	0	0	0
GDD	0	0	0	0	0	0	0	0	0	0	0	0	0	0	0
OTHERS	0	0	0	0	0	0	0	0	0	0	0	0	0	0	0
TOTAL	0	0	0	0	0	0	1	0	1	0	0	0	0	0	0

MUSCULAR DYSTROPHY	0	0	0	0	0	0	0	0	0	0	0	0	0	0	0
BLINDNESS	0	0	0	0	0	0	0	0	0	0	0	0	0	0	0
LOWVISION	0	0	0	0	0	0	0	0	0	0	0	0	0	0	0
DEAF	0	0	0	0	0	0	0	0	0	0	0	0	0	0	0
HARD OF HEARING	0	0	0	0	0	0	0	0	0	10	0	10	0	0	0
SPEECH & LG. DISABILITY	0	0	0	10	0	10	0	0	0	5	0	5	0	0	0
INTELLECTUAL DISABILITY (MR)	17	2	19	12	3	15	0	0	0	8	6	14	0	0	0
OSPECIFIC LEARNING DISABILITIES	0	0	0	0	0	0	0	0	0	0	0	0	0	0	0
ASD	21	6	27	0	0	0	0	0	0	3	1	4	0	0	0
MENTAL ILLNESS	0	0	0	0	0	0	0	0	0	0	0	0	0	0	0
THALASSEMIA	0	0	0	0	0	0	0	0	0	0	0	0	0	0	0

SICKLE CELL DISEASE	0	0	0	0	0	0	0	0	0	0	0	0	0	0	0
MULTIPLE DISABILITIES	16	1	17	3	2	0	0	0	0	3	2	5	0	0	0
GDD	0	0	0	0	0	0	0	0	0	0	0	0	0	0	0
OTHERS	0	0	0	0	0	0	0	0	0	0	0	0	0	0	0
TOTAL	79	12	91	37	7	44	0	0	0	51	12	63	0	0	0

PHOTOS EVIDENCES OF VARIOUS PROGRAMS



Independence Day celebrated at CRC-A&N Islands premises



Flag hoisting by Shri.Jeo Paul, Asst.Professor, Cii.Psy & RNO on 15.08.2020 at CRC-A&N Islands

Sanitization of CRC-A&N Islands premises to prevent COVID-19 Spread



